



MANTENO COMMUNITY FIRE PROTECTION DISTRICT

2024 Year In Review



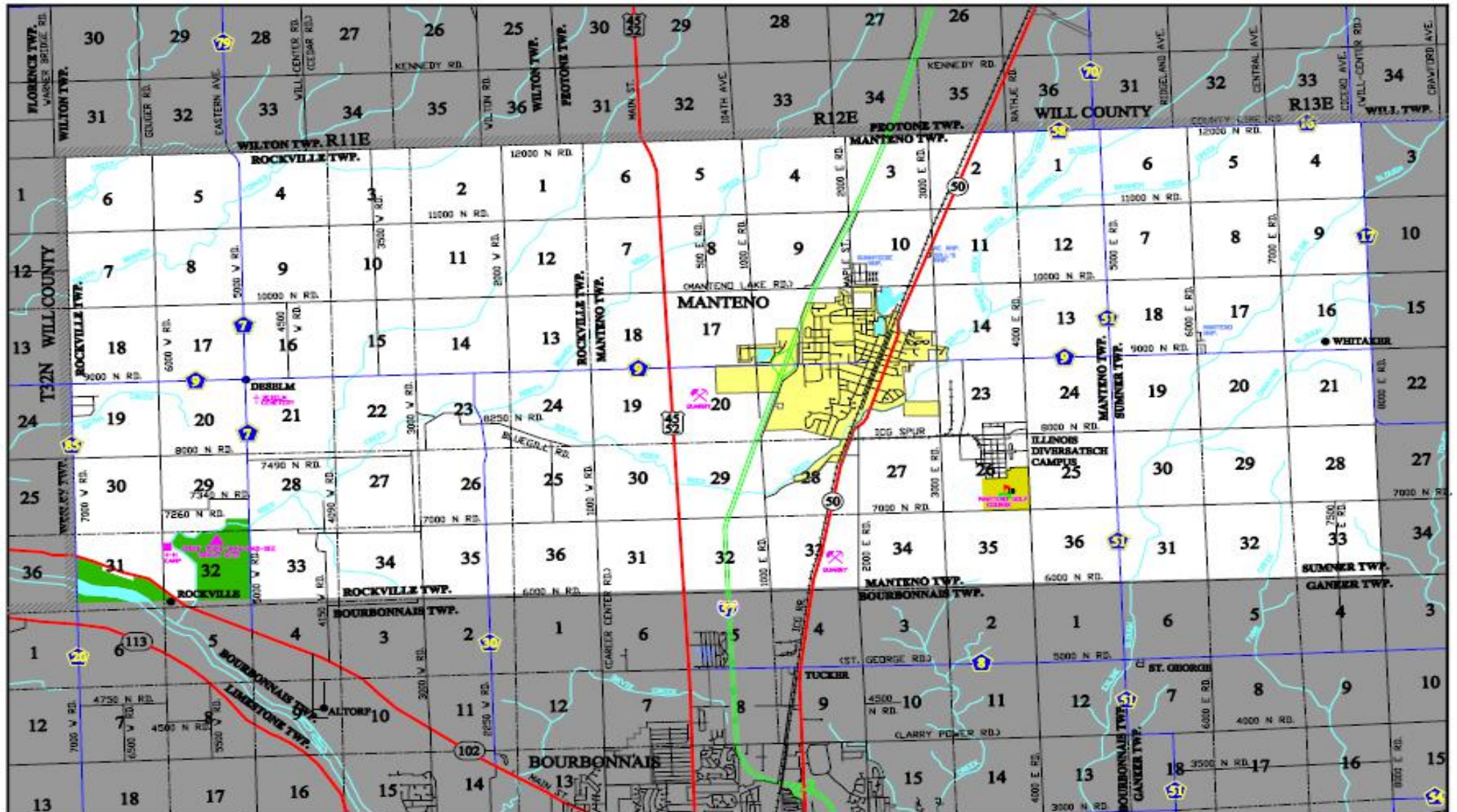
The Manteno Community Fire Protection District was established in 1948 protecting 96.3 square miles. The Fire Protection District boundaries are from county road 6000 North as our south boundary, to county road 12000 North or "County Line" as our north boundary. From county road 8000 East or "Whitaker" to the east, and county road 7000 West or "Warner Bridge Road" to the west. The Fire Protection District provides fire and ambulance service to approximately 12500 residents. The Fire District has 2 stations; both staffed 24 hours a day. The Fire District employs a Fire Chief, 3 Battalion Chiefs, 3 Lieutenants, 15 Full Time Firefighter/Paramedics, and 4 Paid-On-Call Firefighters.

What we do:

Planning, Prevention, Preparation & Response

Why we do it:

**Improving the Quality of Life in Our Community One Day/One Call
at a Time**



SCALE IN FEET

THIS MAP WAS PRODUCED USING VARIOUS COUNTY RECORDS AND IS THOUGHT TO BE ACCURATE AT THE TIME OF CREATION. HOWEVER, NO GUARANTEE OF THE ACCURACY OF THIS MAP IS EXPRESSED OR IMPLIED.

MANTENO FIRE PROTECTION DISTRICT

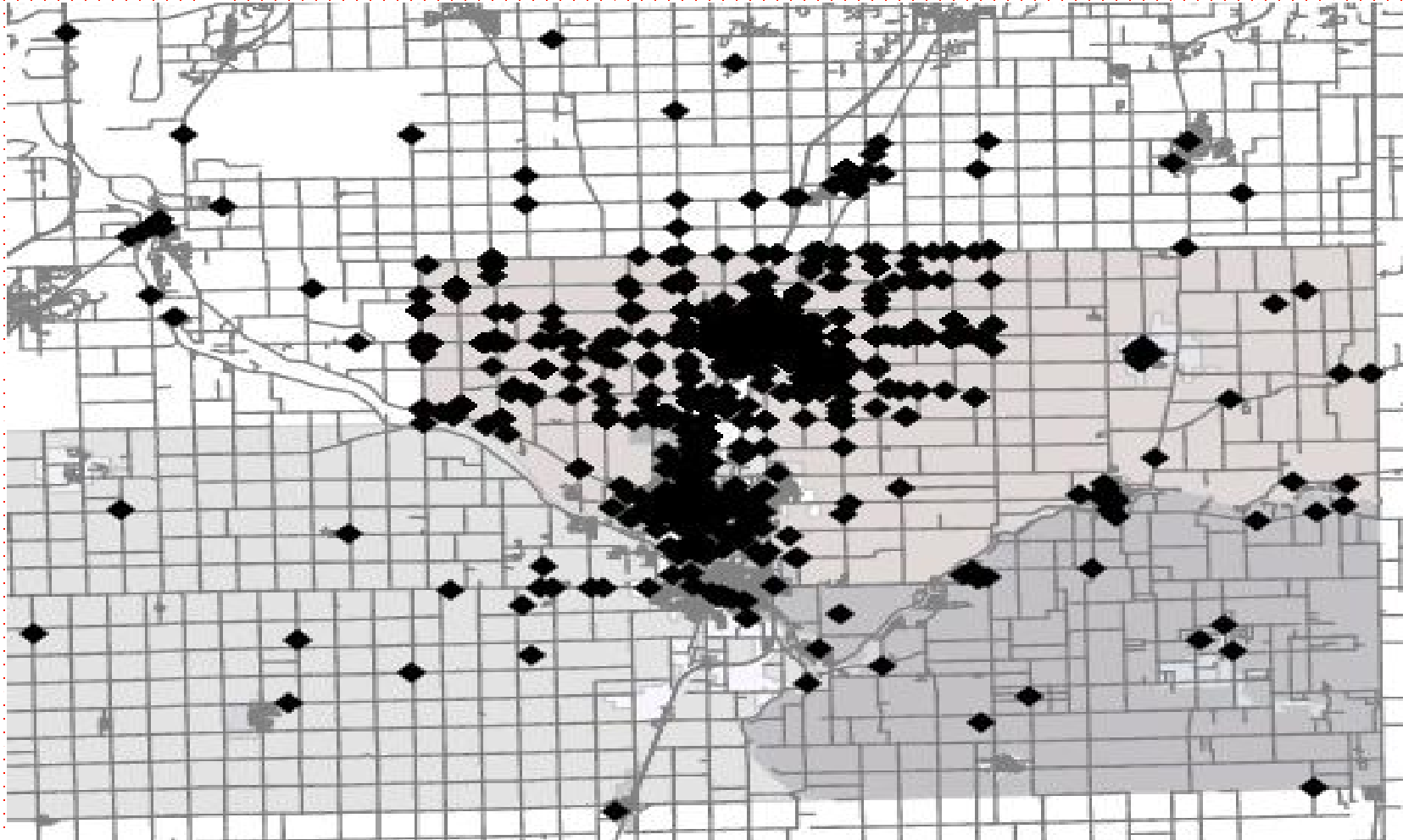
EMERGENCY CALL
911

MAP NO
10

DRAWN BY: DKS, 2002

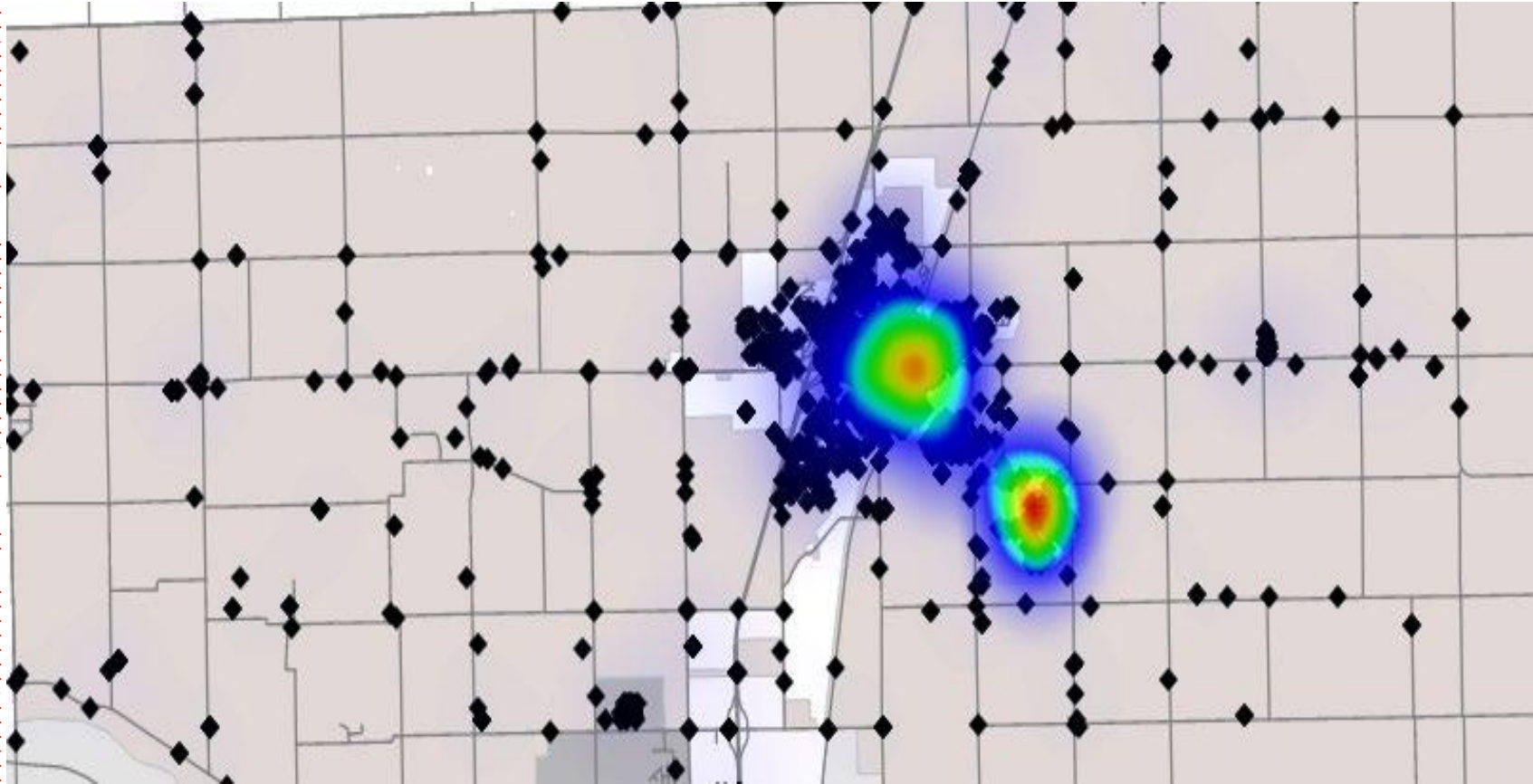


2024 Incident/Response Map





2024 Incident (District) Heat Map

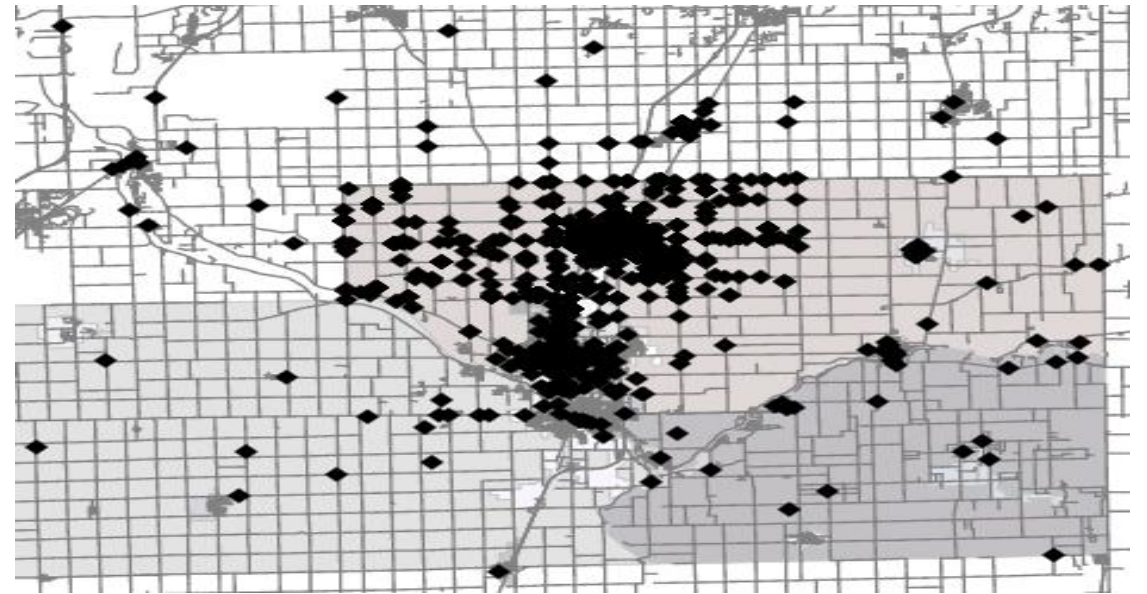
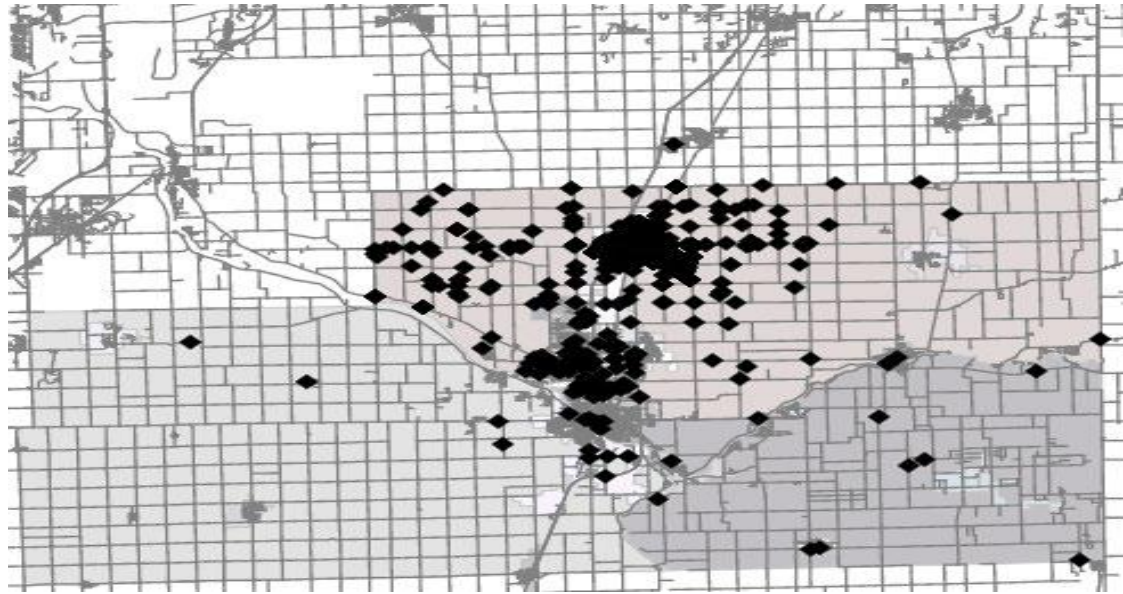




Comparing Responses 2006-2024

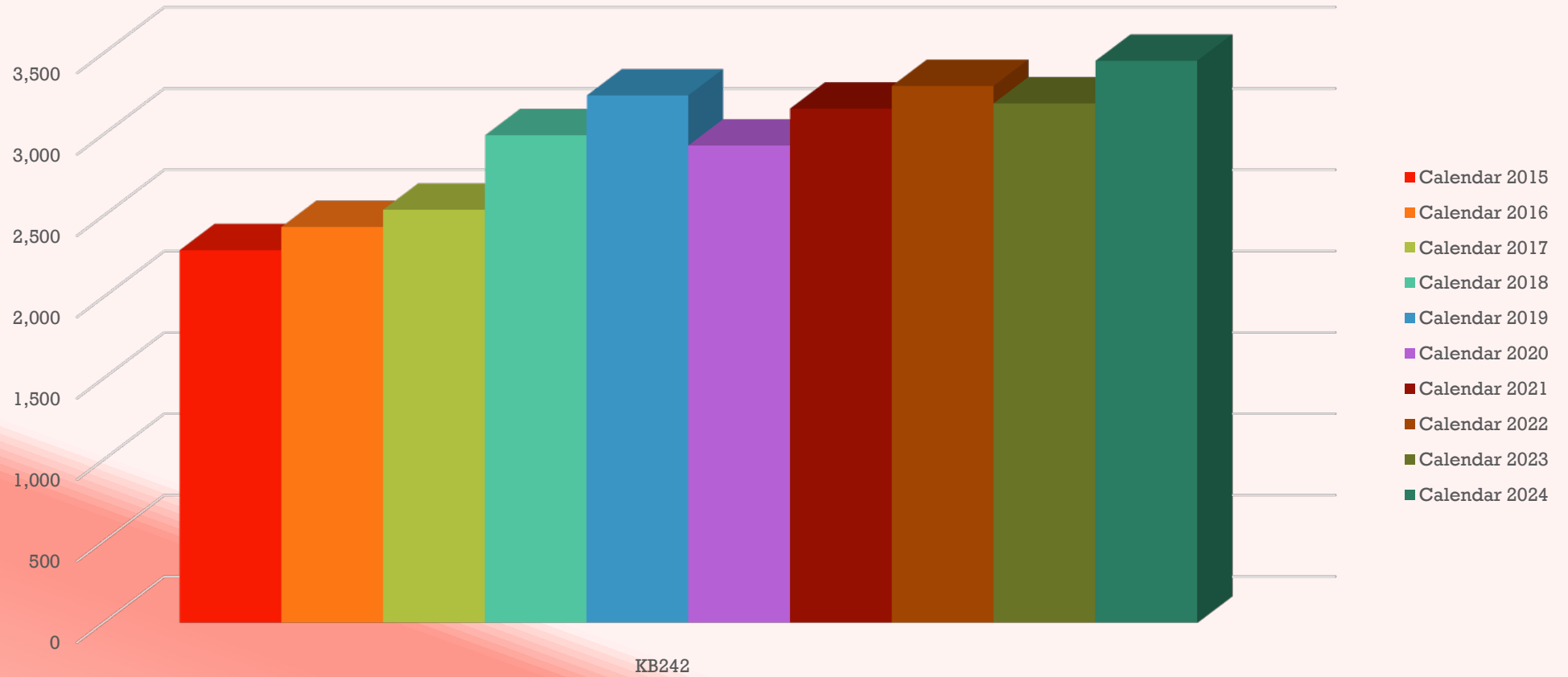
2006

2024





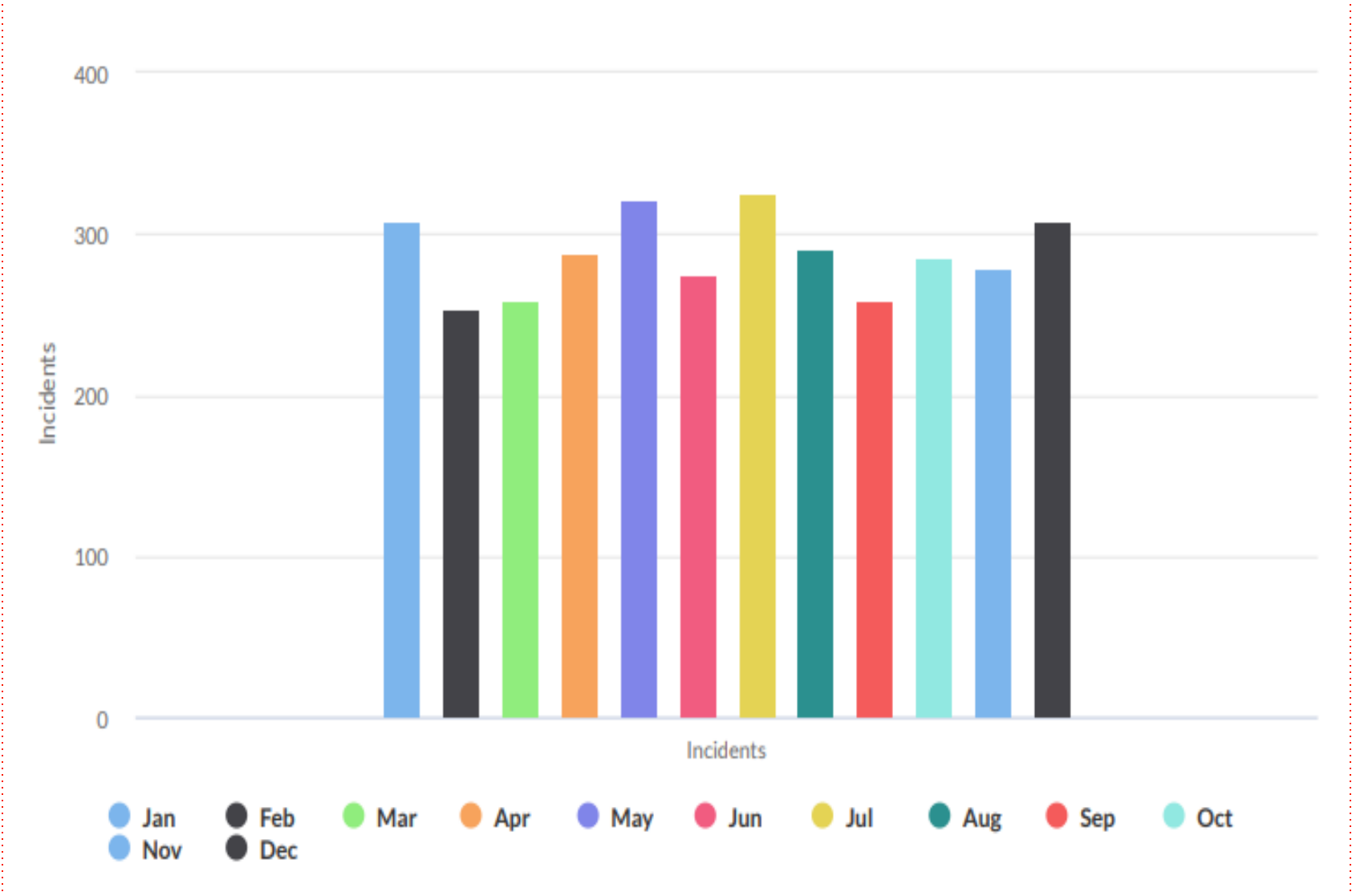
Incidents (2015-2024)





Incidents by the Month

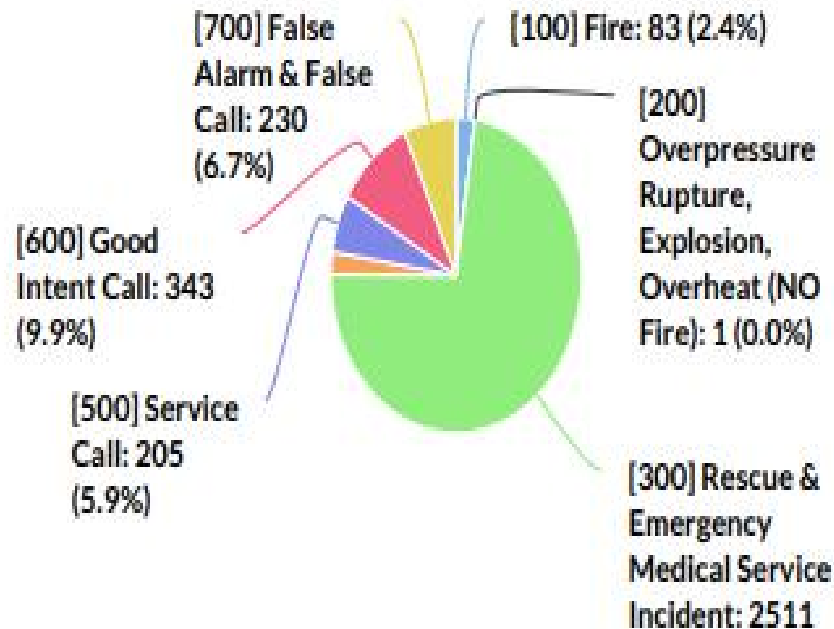
2024





2024 Incidents By Type

Pie Chart

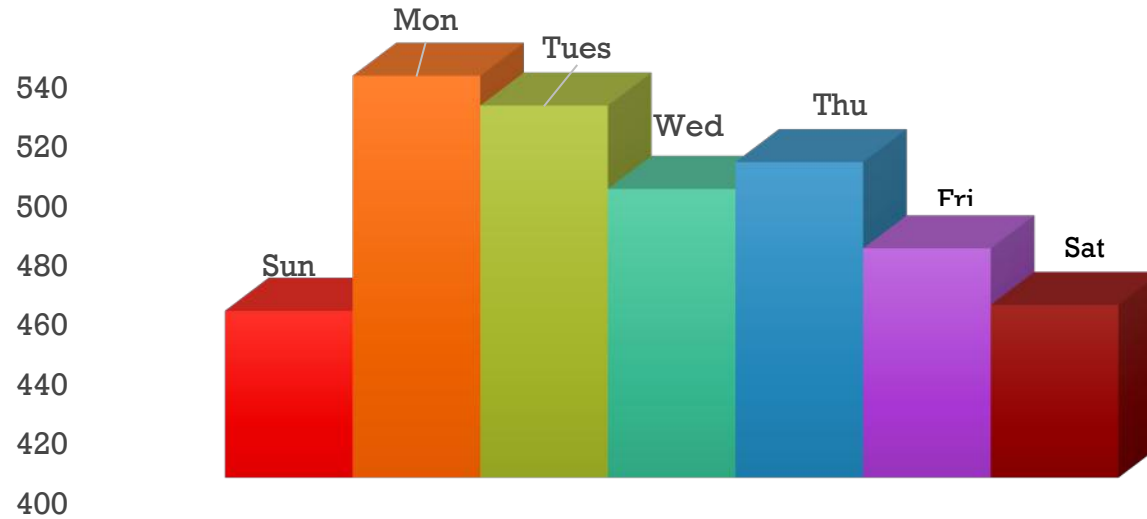


Incident Count by Series

Incident Series	Count
[100] Fire	83
[200] Overpressure Rupture, Explosion, Overheat (NO Fir...	1
[300] Rescue & Emergency Medical Service Incident	2,511
[400] Hazardous Condition (No Fire)	81
[500] Service Call	205
[600] Good Intent Call	343
[700] False Alarm & False Call	230
[800] Severe Weather & Natural Disaster	1
[900] Special Incident Type	1

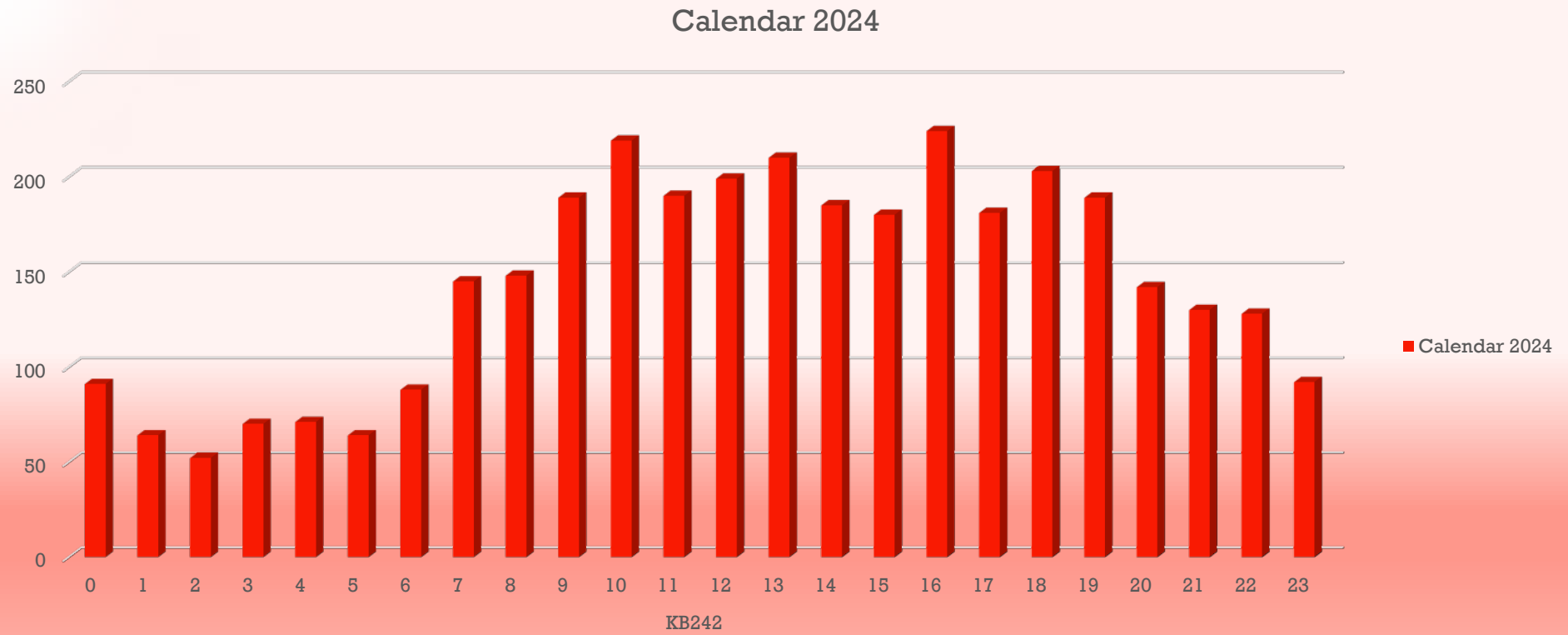


Day of the Week - 2024



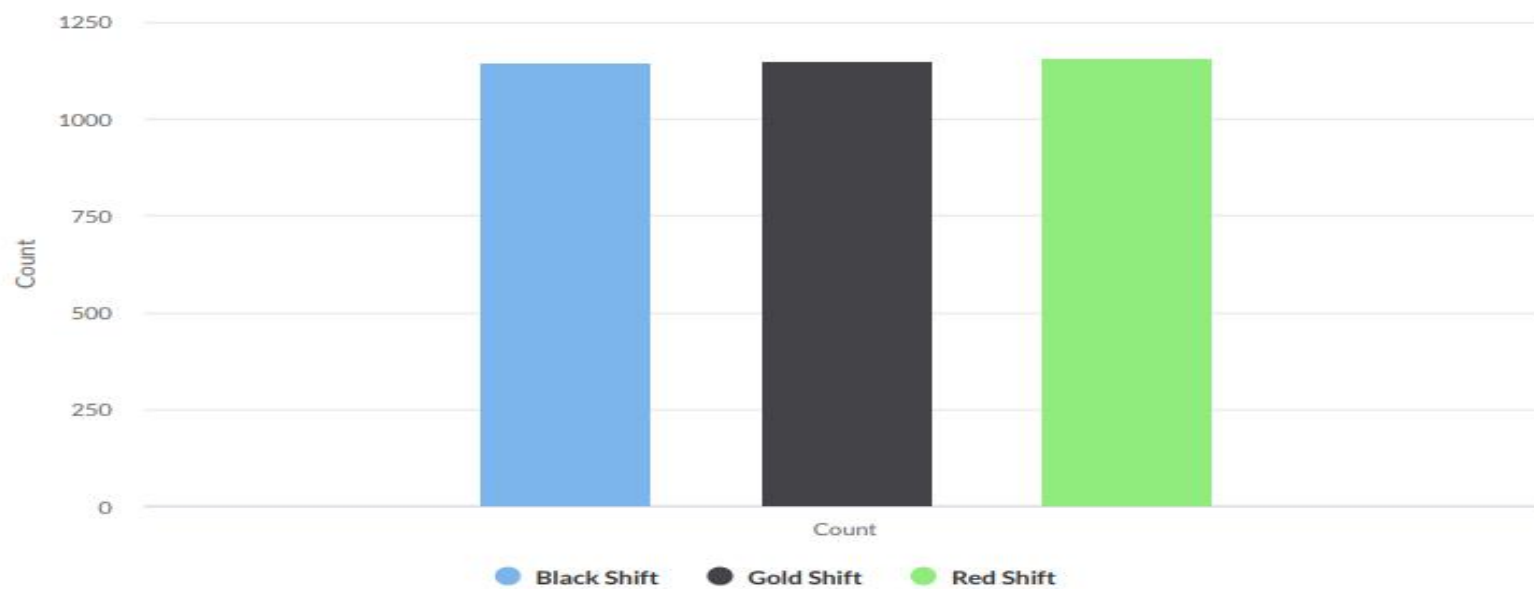


Hour of the Day Comparison - 2024





2024 Incidents By Shift



Incident Count by Shift

Shift	Count
Black Shift	1,146
Gold Shift	1,150
Red Shift	1,160



2024 Station Responses:

Station #1:	1840
Station #2:	1616
Total:	3456

2024 Station Responses



2024 Fire Involvement Saved/Lost

- Building/Property Involved in Fire Incidents: \$10,167,500.00
- Losses: \$ 296,798.00
- Property Protected/Saved: \$ 9,870,702.00

Simultaneous Incidents

Emergency incidents are not scheduled. As call volume increases, incidents that occur concurrently before the initial incident concludes with units back in service also increase. This occurrence places a strain on the scarce resources of the Fire District. The percentage when more than 1 incident is occurring at the same time:

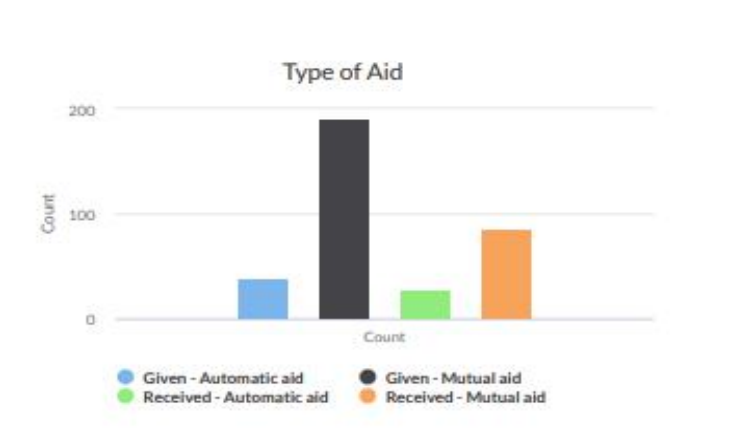
2024	39.35%
2023	35.37%
2022	34.37%
2021	34.49%
2020	33.72%





Mutual Aid/Auto Aid Given & Received

2024



Type of Aid	Count
Given - Automatic aid	38
Given - Mutual aid	190
Received - Automatic aid	28
Received - Mutual aid	85
Grand Total	341



2024 Frequent Response Addresses

Heritage Woods	204
Oak Ridge Community	233
Maple Valley	110
Illinois Veterans Home	279
Maple Ridge	66
I-57	37
Manteno Fire Station #1	55
Maple Crest Manor	81
Sunny Acres	92
Indian Oaks Academy	105
Family Guidance Center	124
Meadowbrook Apts.	23
Stonegate Villas	38
12000 N. & Rt. 50	28
Beauchamp St. Apts.	24
Manteno Schools	41
377 W. Adams Apts.	8
Manteno Fire Station #2	9
OAK/IBC	17
Urban Farmer	18
Manteno Police Station	7
Bills Mobile Court	14
The Point	13



Frequent Response Addresses

Issue: over 40% of our calls occur on properties that contribute only 4% of our tax revenues. Data from 2022.

Business	% of RE Pro	% Inc
Heritage Woods	0.42%	7.96%
Veterans Home	0.00%	3.89%
Family Guidance	0.00%	1.94%
Indian Oaks Academy	0.00%	1.98%
I-57	0.00%	2.55%
Manteno Schools	0.00%	0.88%
Meadowbrook Apts	0.09%	1.09%
Maple Crest Manor	0.19%	2.10%
Maple Valley	0.58%	5.38%
Maple Ridge Park	0.19%	3.62%
Oak Ridge	1.10%	6.44%
Sunny Acres	0.37%	2.04%
Stonegate	1.10%	1.06%
Totals	4.04%	40.93%

Training

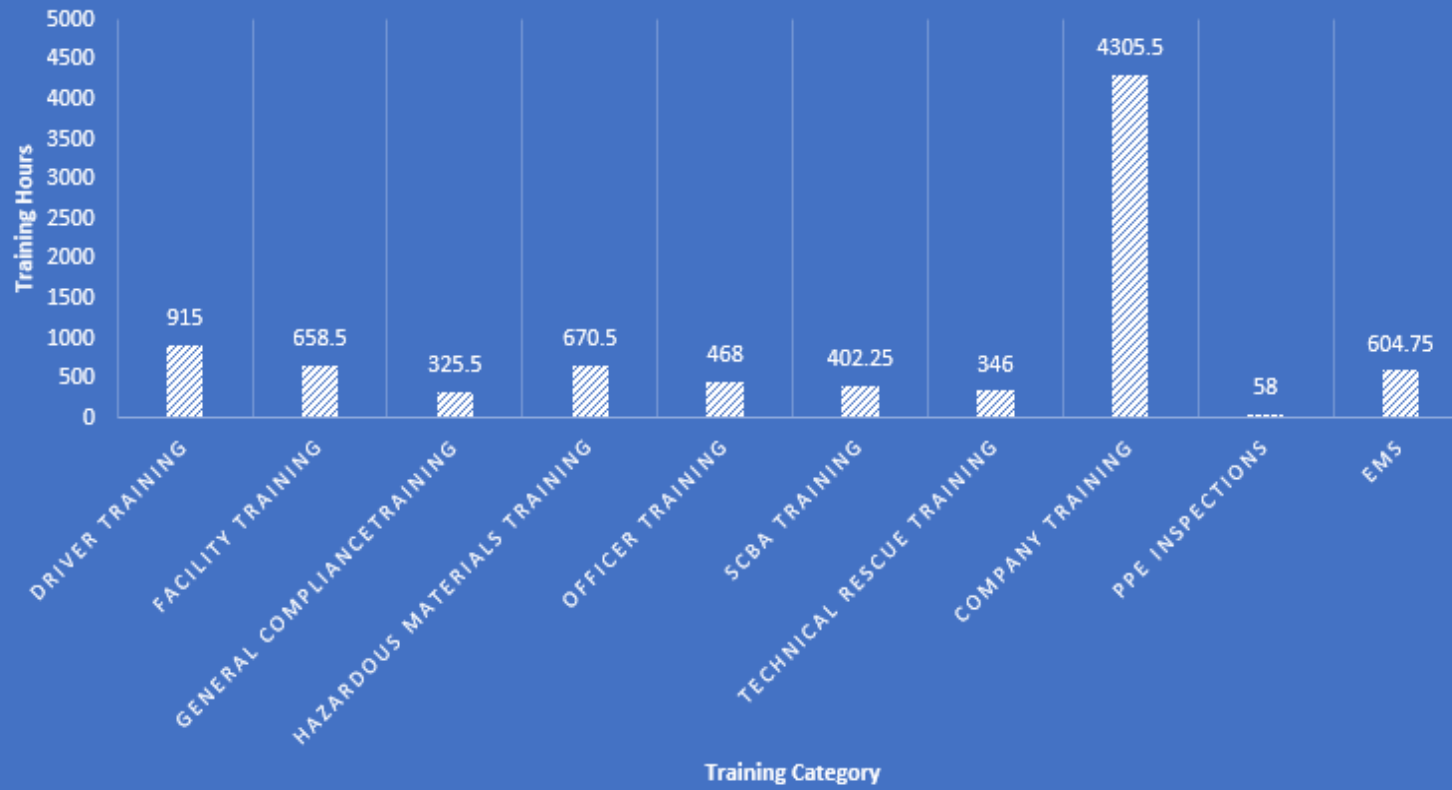
The training expectations for personnel of Manteno Community Fire Protection District includes various certification courses, seminars and conference attendance, and in house assigned daily trainings. These trainings are categorized for compliance with the fire training standards which are regulated by several organizations including the Office of State Fire Marshal, the National Fire Protection Association, the Insurance Services Organization and the Occupational Safety and Health Administration. Furthermore, Riverside Medical Center (our resource hospital) is tasked with providing monthly continuing education for all our EMS providers and assures our compliance with Illinois Department of Public Health Emergency Medical Services standards.

During 2024, Manteno Community Fire Protection District personnel dedicated 7,108 staff hours to fire related training activities and an additional 605 staff hours to EMS related training.



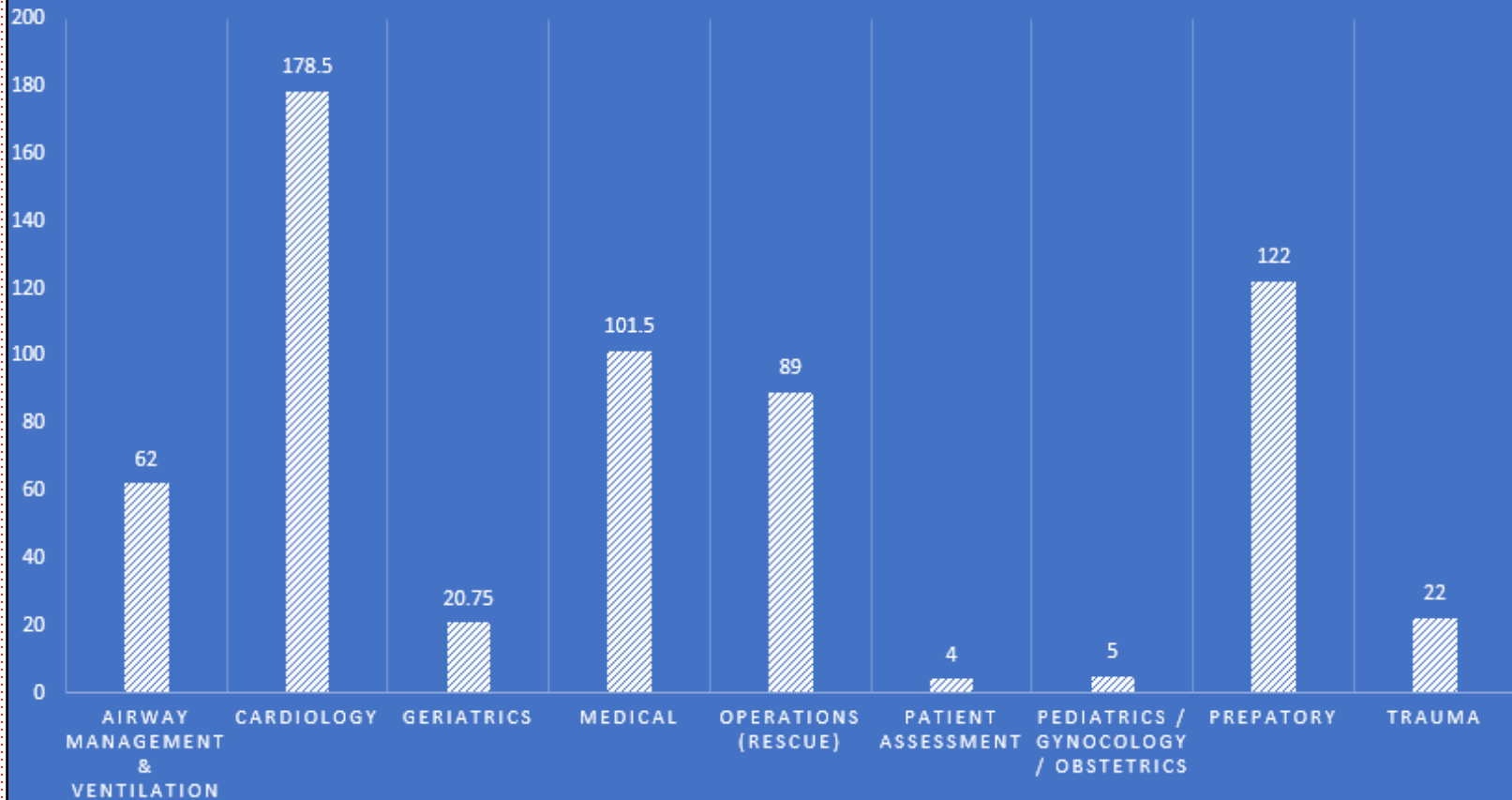


2024 FIRE / RESCUE / EMS TRAINING HOURS





2024 EMS TRAINING HOURS BY CATEGORY





EMS Statistics Summary

Overdoses responded:

2024	12	Narcan administered by personnel 54 doses	Deaths 1
2023	17	Narcan administered by personnel 17 doses	Deaths 3
2022	28	Narcan administered by personnel 55 doses	Deaths 4
2021	36	Narcan administered by personnel 34 doses	Deaths 2



EMS Statistics Summary



Stroke:

2024 29

Average Time from patient contact time to hospital: 33 min*
Patients that went directly to CT : 20

2023 33

Average Time from patient contact time to hospital: 30 min
Patient that went directly to CT: 26

2022 39

Average Time from patient contact time to hospital: 34min*
Patients that went directly to CT : 17

2021 23

Average Time from patient contact time to hospital: 33 min*
Patients that went directly to CT : 5

* Target time is less than 60 minutes



EMS Statistics Summary



ROSC (revived from full arrest):*

2024	Full Arrest	11	ROSC Achieved:	3	36%
2023	Full Arrest	17	ROSC Achieved:	5	30%
2022	Full Arrests	13	ROSC Achieved:	3	23%
2021	Full Arrests	10	ROSC Achieved:	2	20%
2020	Full Arrests	15	ROSC Achieved:	3	20%



EMS Statistics Summary



Mental Health:

2024	Mental Health Transports:	217
	*IOA	100
2023	Mental Health Transports:	195
	* IOA	90
2022	Mental Health Transports:	150
	*IOA	49
2021	Mental Health Transports:	170
2020	Mental Health Transports:	127

Community Risk Reduction Program Summary - 2024

Residential Alarm Inspections	198
Safety/Commercial Inspections	46
Total Inspections	244
AED's Managed in the District	39
Smoke Alarms provided	193
CO Alarms provided	160
Batteries provided	164
Address Signs provided	13
Car Seat Installations	11
Education – Schools	716
CPR Class Participants	252
Total Hours on Events	542





**Fire Chief (ret'd)
Maurice O'Keefe
1940-2024**



**Thank you for 63 years of service to our
community!**



- **Improving the Quality of Life in Our Community One Day/One Call at a Time**