



MANTENO COMMUNITY FIRE PROTECTION DISTRICT

2023 Year In Review



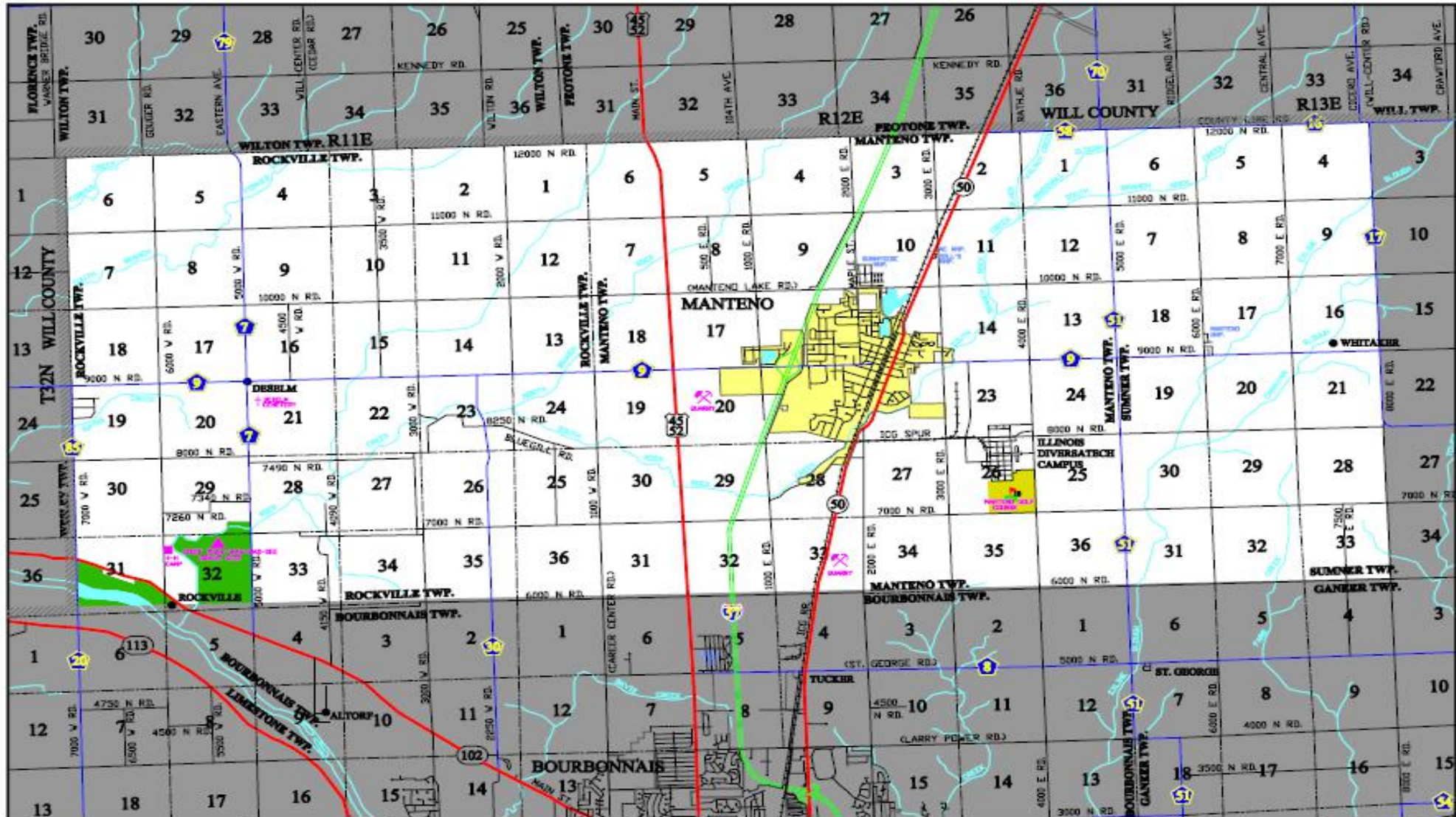
The Manteno Community Fire Protection District was established in 1948 protecting 96.3 square miles. The Fire Protection District boundaries are from county road 6000 North as our south boundary, to county road 12000 North or "County Line" as our north boundary. From county road 8000 East or "Whitaker" to the east, and county road 7000 West or "Warner Bridge Road" to the west. The Fire Protection District provides fire and ambulance service to approximately 12500 residents. The Fire District has 2 stations; both staffed 24 hours a day. The Fire District employs a Fire Chief, 3 Battalion Chiefs, 3 Lieutenants, 18 Full Time Firefighter/Paramedics, and 4 Paid-On-Call Firefighters.

What we do:

Planning, Prevention, Preparation & Response

Why we do it:

**Improving the Quality of Life in Our Community One Day/One Call
at a Time**



SCALE IN FEET

THIS MAP WAS PRODUCED USING VARIOUS COUNTY RECORDS AND IS THOUGHT TO BE ACCURATE AT THE TIME OF CREATION. HOWEVER, NO GUARANTEE OF THE ACCURACY OF THIS MAP IS EXPRESSED OR IMPLIED.

MANTENO FIRE PROTECTION DISTRICT

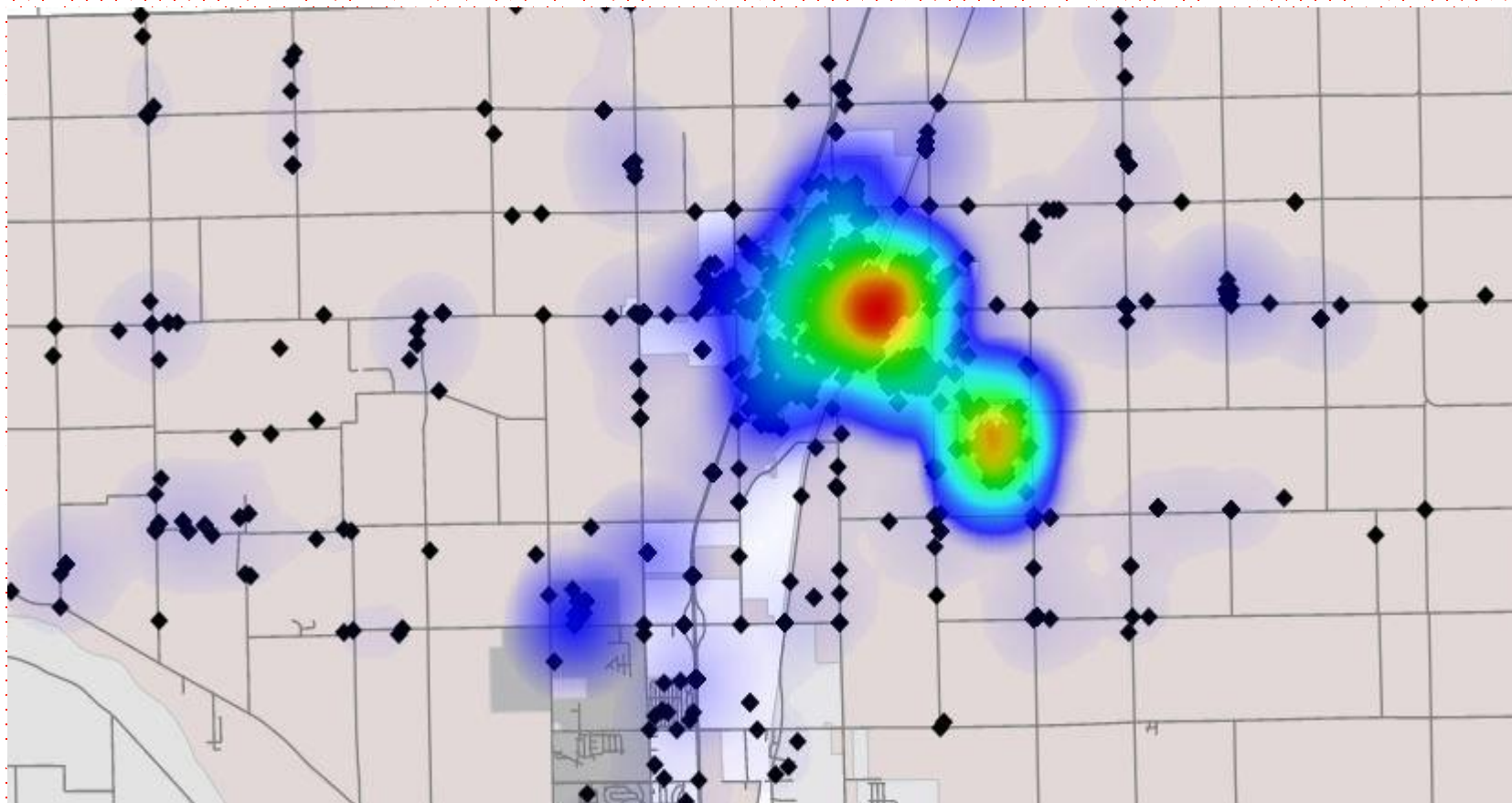
EMERGENCY CALL
911

MAP NO
10

DRAWN BY: DKS, 2002

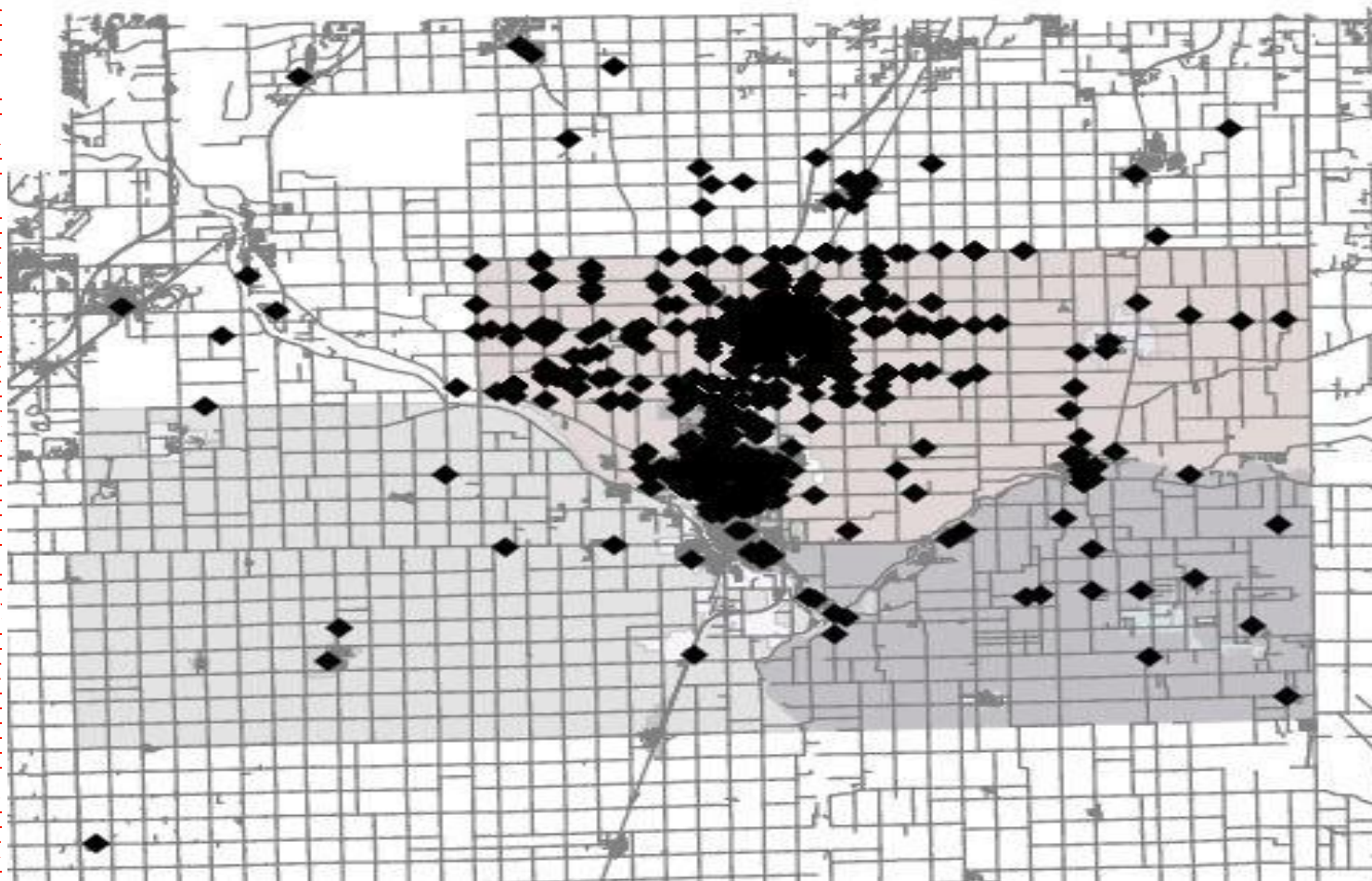


2023 Incident (District) Heat Map



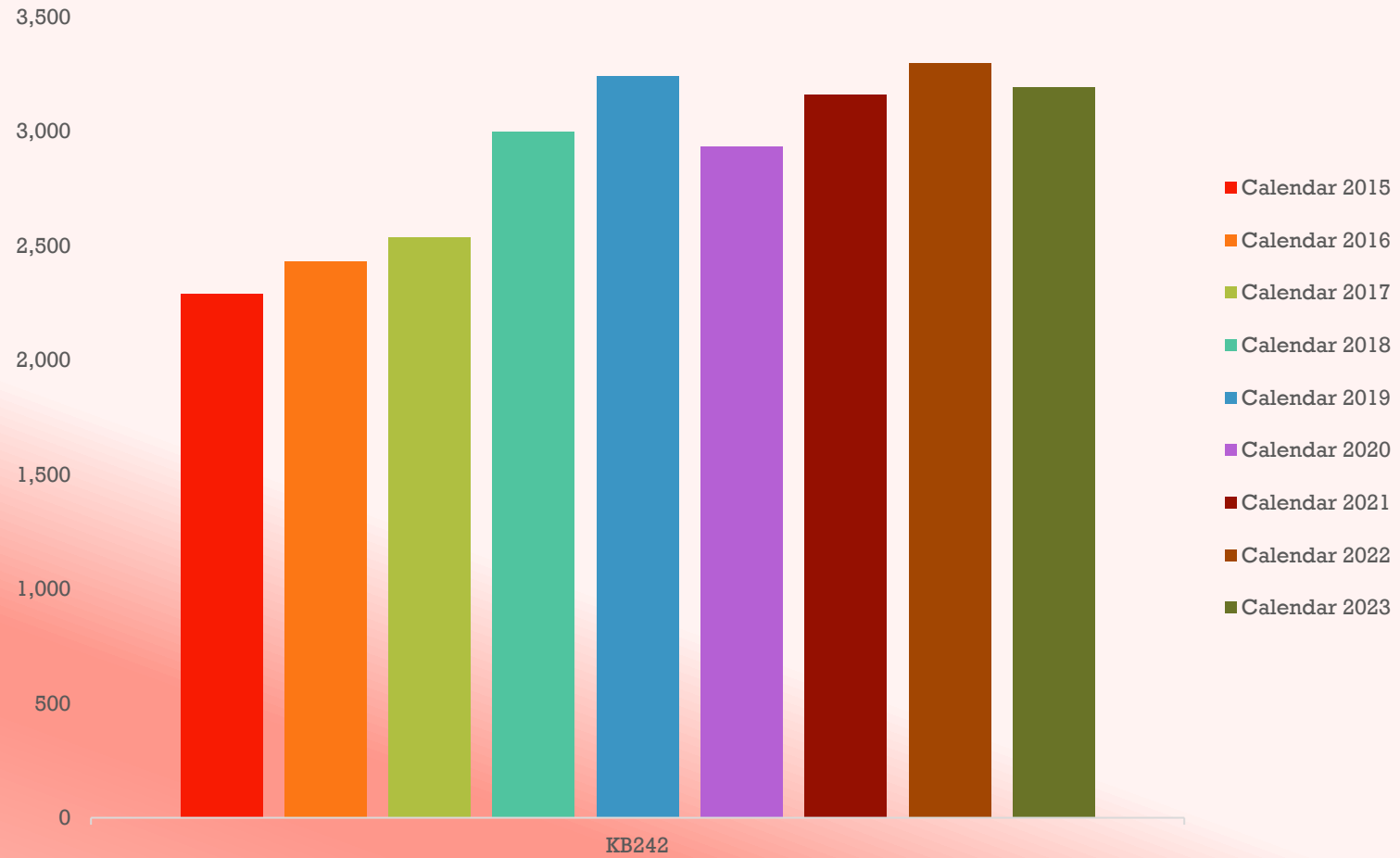


2023 Incident (Overall) Map





Incidents (2015-2023)

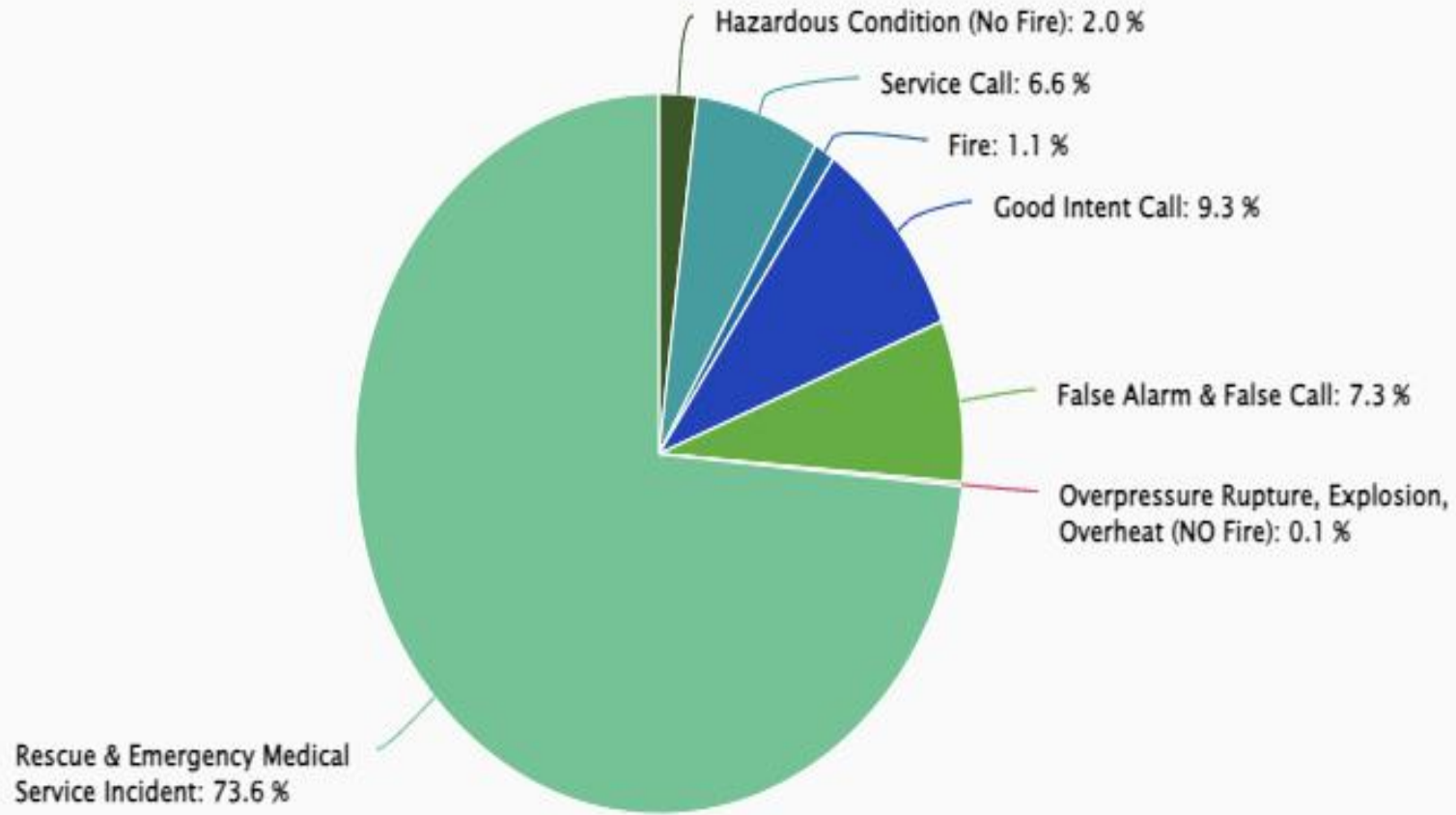




2023 Calls in Review

100 Fire	65
200 Overpressure Rupture, Explosion, Overheat (No Fire)	2
300 Rescue and Emergency Medical Service (EMS) Incidents	2377
400 Hazardous Condition	57
500 Service Call	167
600 Good Intent Call	330
700 False Alarm and False Call	196
800 Severe Weather and Natural Disaster	1
900 Special Incident Type	3

2023 Call Types



Simultaneous Incidents

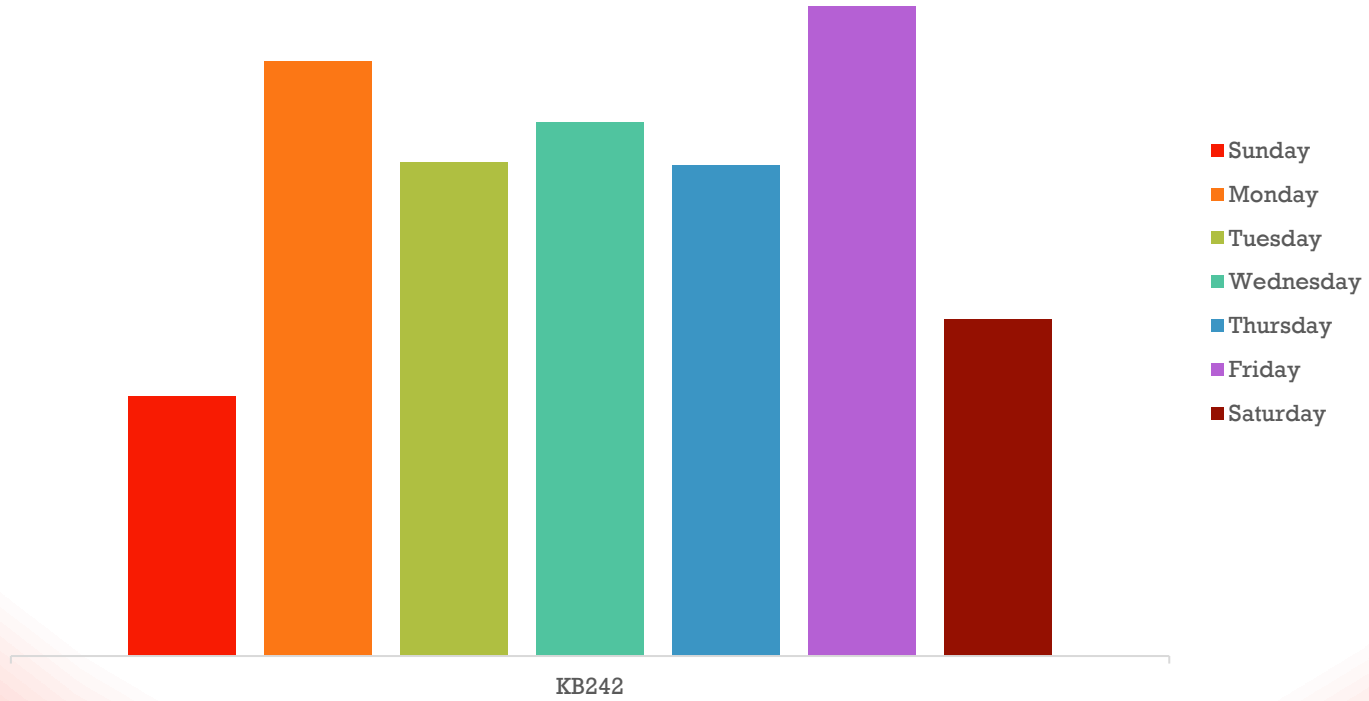
Emergency incidents are not scheduled. As call volume increases, incidents that occur concurrently before the initial incident concludes with units back in service also increase. This occurrence places a strain on the scarce resources of the Fire District. The percentage when more than 1 incident is occurring at the same time:

2023	35.37%
2022	34.37%
2021	34.49%
2020	33.72%



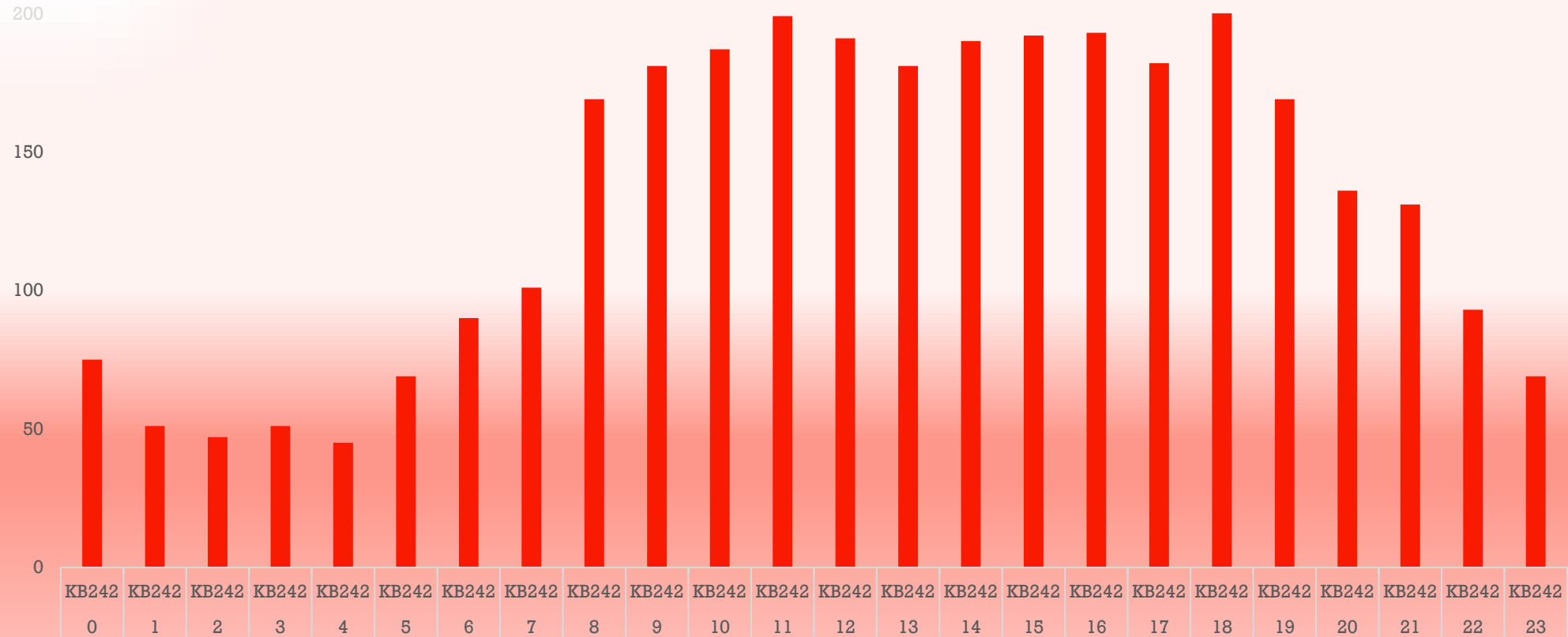


Day of the Week - 2023



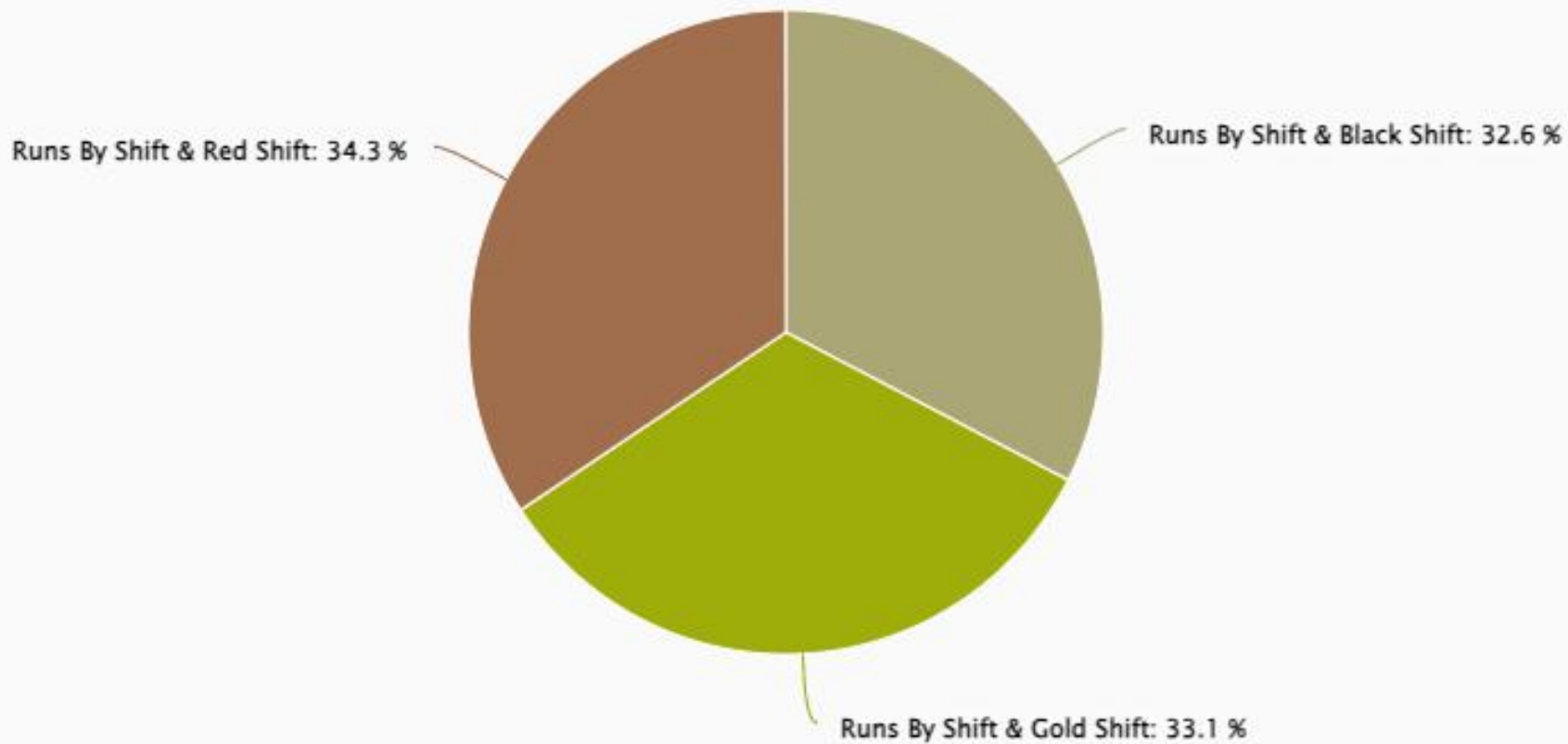


Hour of the Day Comparison - 2023





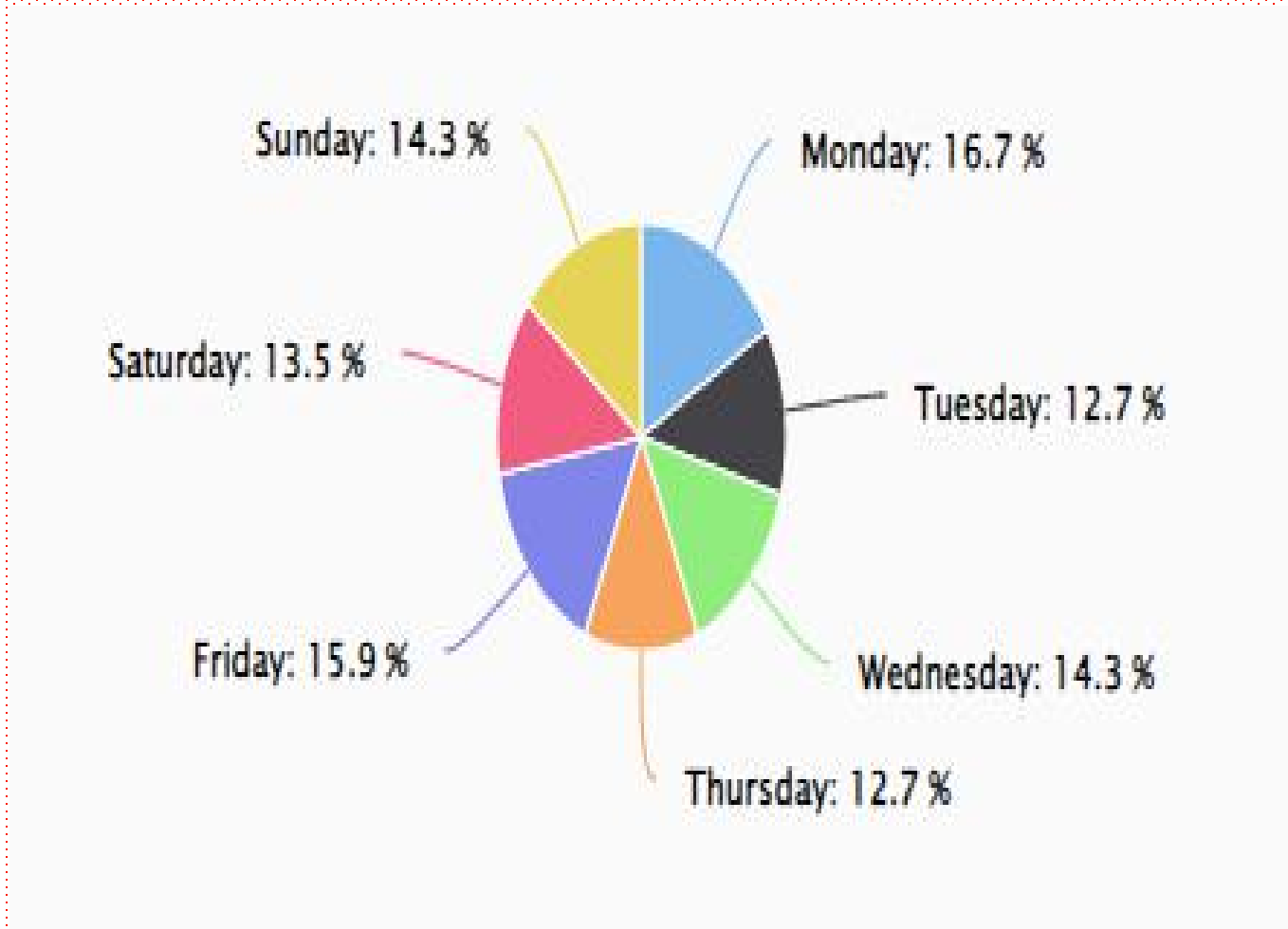
2023 Incidents By Shift





Mutual Aid/Auto Aid Given

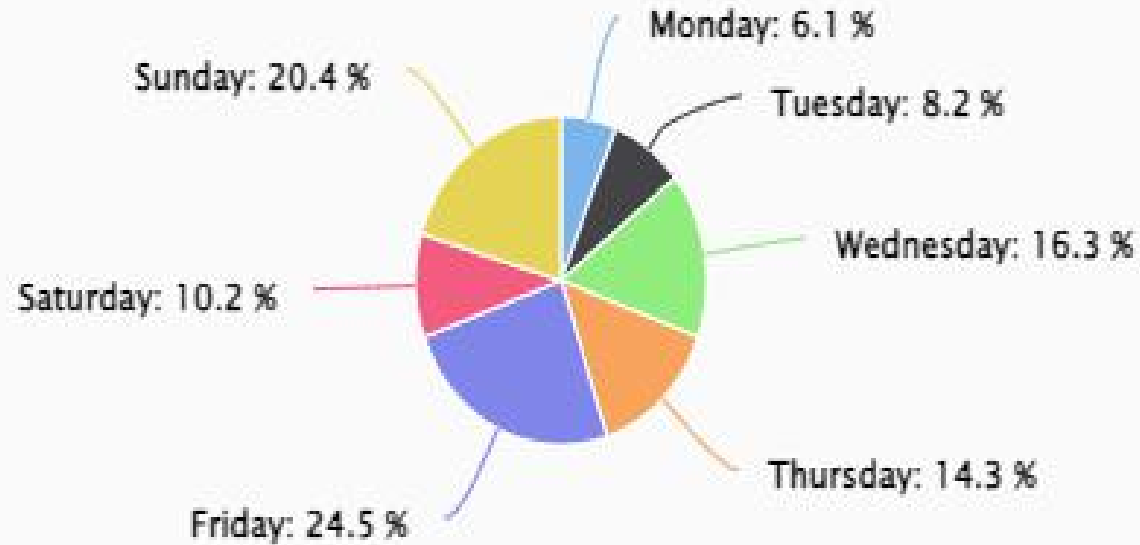
Day of the Week





Mutual Aid/Auto Aid Received

Day of the
Week





2023 Frequent Response Addresses

Heritage Woods	148
Oak Ridge Community	177
Maple Valley	87
Illinois Veterans Home	168
Maple Ridge	77
I-57	26
Manteno Fire St. 1	55
Maple Crest Manor	134
Sunny Acres	74
Indian Oaks Academy	106
Family Guidance Center	114
Meadowbrook Apts.	38
Stonegate Villas	22
12000 N. & Rt. 50	22
Beauchamp St. Apts.	24
Manteno Schools	42
377 W. Adams Apts.	11
Davita Manteno Dialysis	11
OAK/IBC	27
Urban Farmer	18
Manteno Police Station	9
Bills Mobile Court	16
The Point	6



2022 Frequent Response Addresses

Issue: over 40% of our calls occur on properties that contribute only 4% of our tax revenues.

Heritage Woods	262
Oak Ridge Community	212
Maple Valley	177
Illinois Veterans Home	128
Maple Ridge	119
I-57	84
Manteno Fire St. 1	80
Maple Crest Manor	69
Sunny Acres	67
Indian Oaks Academy	65
Family Guidance Center	64
Meadowbrook Apts.	36
Stonegate Villas	35
12000 N. & Rt. 50	32
Beauchamp St. Apts.	32
Manteno Schools	29
377 W. Adams Apts.	24
Davita Manteno Dialysis	16
OAK/IBC	15
Urban Farmer	15
Manteno Police Station	14

Business	% of RE Pro	% Inc
Heritage Woods	0.42%	7.96%
Veterans Home	0.00%	3.89%
Family Guidance	0.00%	1.94%
Indian Oaks Academy	0.00%	1.98%
I-57	0.00%	2.55%
Manteno Schools	0.00%	0.88%
Meadowbrook Apts	0.09%	1.09%
Maple Crest Manor	0.19%	2.10%
Maple Valley	0.58%	5.38%
Maple Ridge Park	0.19%	3.62%
Oak Ridge	1.10%	6.44%
Sunny Acres	0.37%	2.04%
Stonegate	1.10%	1.06%
Totals	4.04%	40.93%

Training

The training expectations for personnel of Manteno Community Fire Protection District includes various certification courses, seminars and conference attendance, and in house assigned daily trainings. These trainings are categorized for compliance with the fire training standards which are regulated by several organizations including the Office of State Fire Marshal, the National Fire Protection Association, the Insurance Services Organization and the Occupational Safety and Health Administration. Furthermore, Riverside Medical Center (our resource hospital) is tasked with providing monthly continuing education for all our EMS providers and assures our compliance with Illinois Department of Public Health Emergency Medical Services standards.

During 2023, Manteno Community Fire Protection District personnel dedicated 8,350 staff hours to fire related training activities and an additional 1468 staff hours to EMS related training.





2023 FIRE / RESCUE / EMS TRAINING HOURS





2023 EMS TRAINING HOURS BY CATEGORY





EMS Statistics Summary

Overdoses responded:

2023 17

Narcan administered by personnel 17 doses Deaths 3

2022 28

Narcan administered by personnel 55 doses Deaths 4

2021 36

Narcan administered by personnel 34 doses Deaths 2

**Kankakee County Overdose Deaths in 2022 – 54
2023 - 34**



EMS Statistics Summary



Stroke:

2023 33

Average Time from patient contact time to hospital: 30 min
Patient that went directly to CT: 26

2022 39

Average Time from patient contact time to hospital: 34min*
Patients that went directly to CT : 17

2021 23

Average Time from patient contact time to hospital: 33 min*
Patients that went directly to CT : 5

2020 17

Average Time from patient contact time to hospital: 34 min*
Patients that went directly to CT : 6

* Target time is less than 60 minutes



EMS Statistics Summary



ROSC (revived from full arrest):*

2023	Full Arrest	17	ROSC Achieved:	5	30%
2022	Full Arrests	13	ROSC Achieved:	3	23%
2021	Full Arrests	10	ROSC Achieved:	2	20%
2020	Full Arrests	15	ROSC Achieved:	3	20%



EMS Statistics Summary



Mental Health:

2023	Mental Health Transports:	195
	* IOA	90
2022	Mental Health Transports:	150
	*IOA	49
2021	Mental Health Transports:	170
2020	Mental Health Transports:	127

Community Risk Reduction Program Summary - 2023

Residential Alarm Inspections	143
Safety/Commercial Inspections	46
Total Inspections	189
AED's Managed in the District	34
Smoke Alarms provided	207
CO Alarms provided	145
Batteries provided	88
Address Signs provided	48
Car Seat Installations	14
Education – Schools	531
CPR Class Participants	185
Education – Other	54





Improving the Quality of Life in Our Community One Day/One Call at a Time