

MANTENO COMMUNITY FIRE PROTECTION DISTRICT



2021 Year In Review



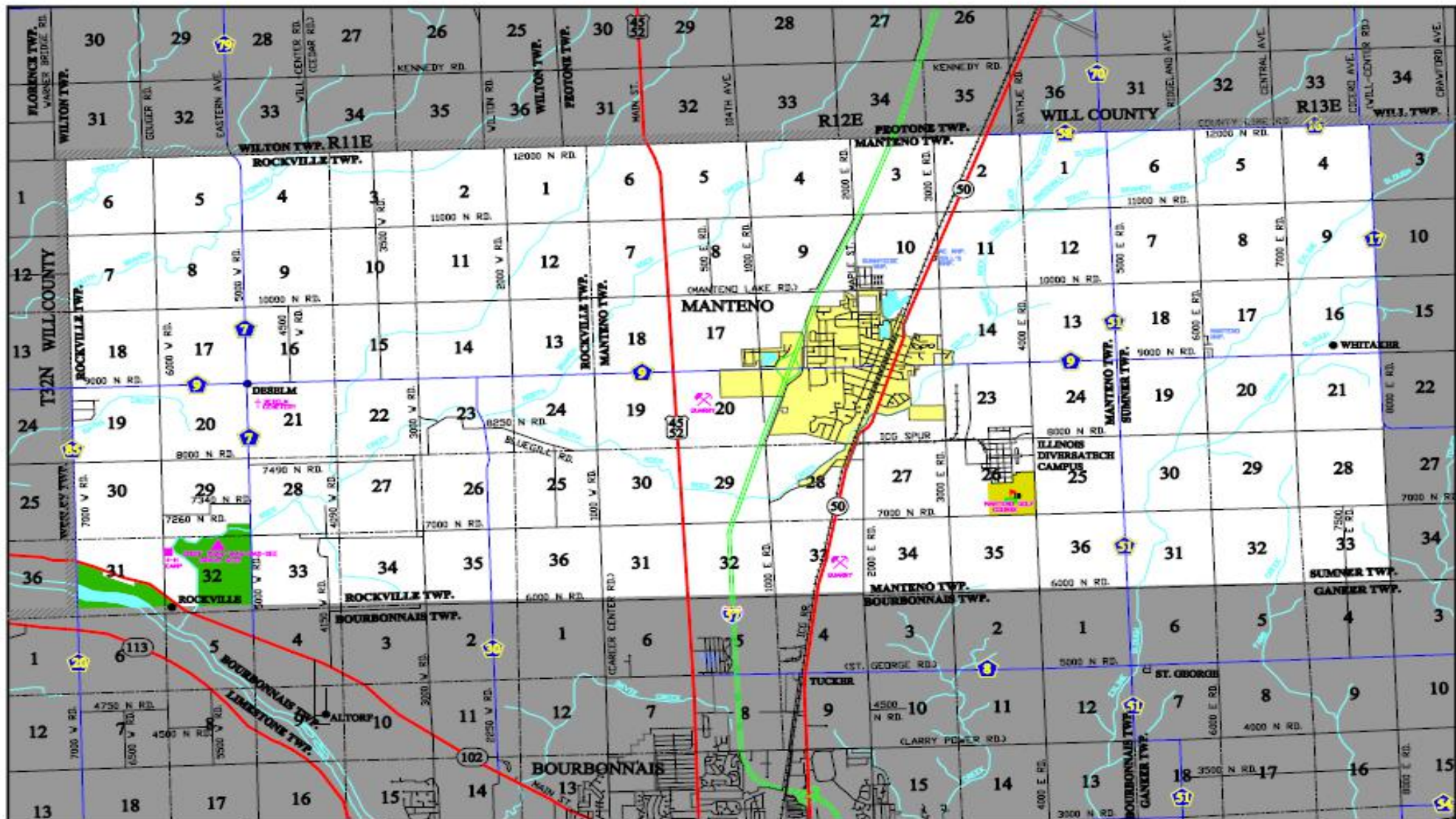
The Manteno Community Fire Protection District was established in 1948 protecting 96.3 square miles. The Fire Protection District boundaries are from county road 6000 North as our south boundary, to county road 12000 North or "County Line" as our north boundary. From county road 8000 East or "Whitaker" to the east, and county road 7000 West or "Warner Bridge Road" to the west. The Fire Protection District provides fire and ambulance service to approximately 12500 residents. The Fire District has 2 stations; both staffed 24 hours a day. The Fire District employs a Fire Chief, 3 Battalion Chiefs, 3 Lieutenants, 18 Full Time Firefighter/Paramedics, and 2 Paid-On-Call Firefighters.

What we do:

Planning, Prevention, Preparation & Response

Why we do it:

**Improving the Quality of Life in Our Community One Day/One Call
at a Time**



DRAWN BY: DKS, 2002



THIS MAP WAS PRODUCED USING VARIOUS COUNTY RECORDS AND IS TOUGHT TO BE ACCURATE AT THE TIME OF CREATION. HOWEVER, NO GUARANTEE OF THE ACCURACY OF THIS MAP IS EXPRESSED OR IMPLIED.

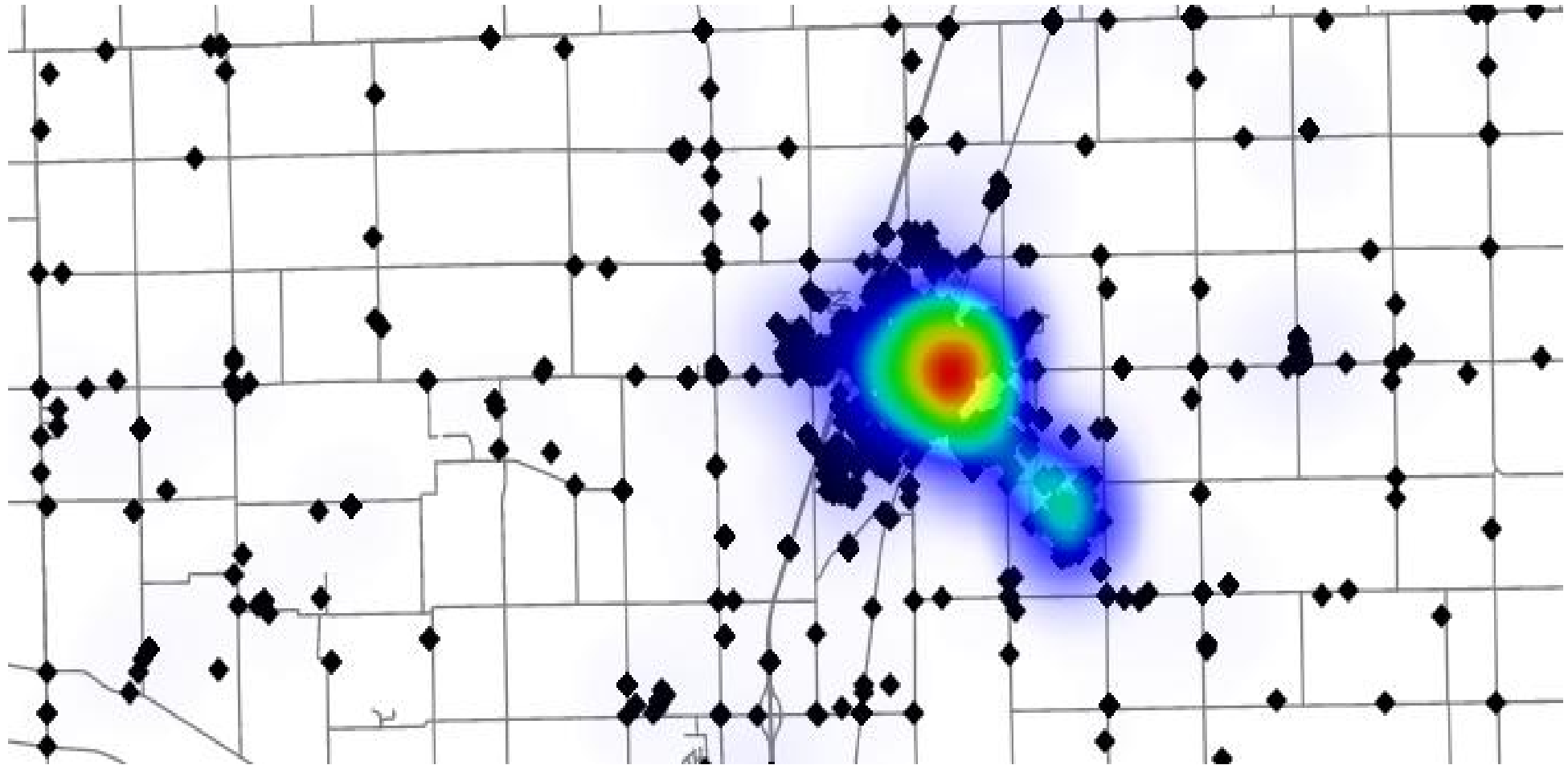
MANTENO FIRE PROTECTION DISTRICT

EMERGENCY
CALL
911

MAP NO
10

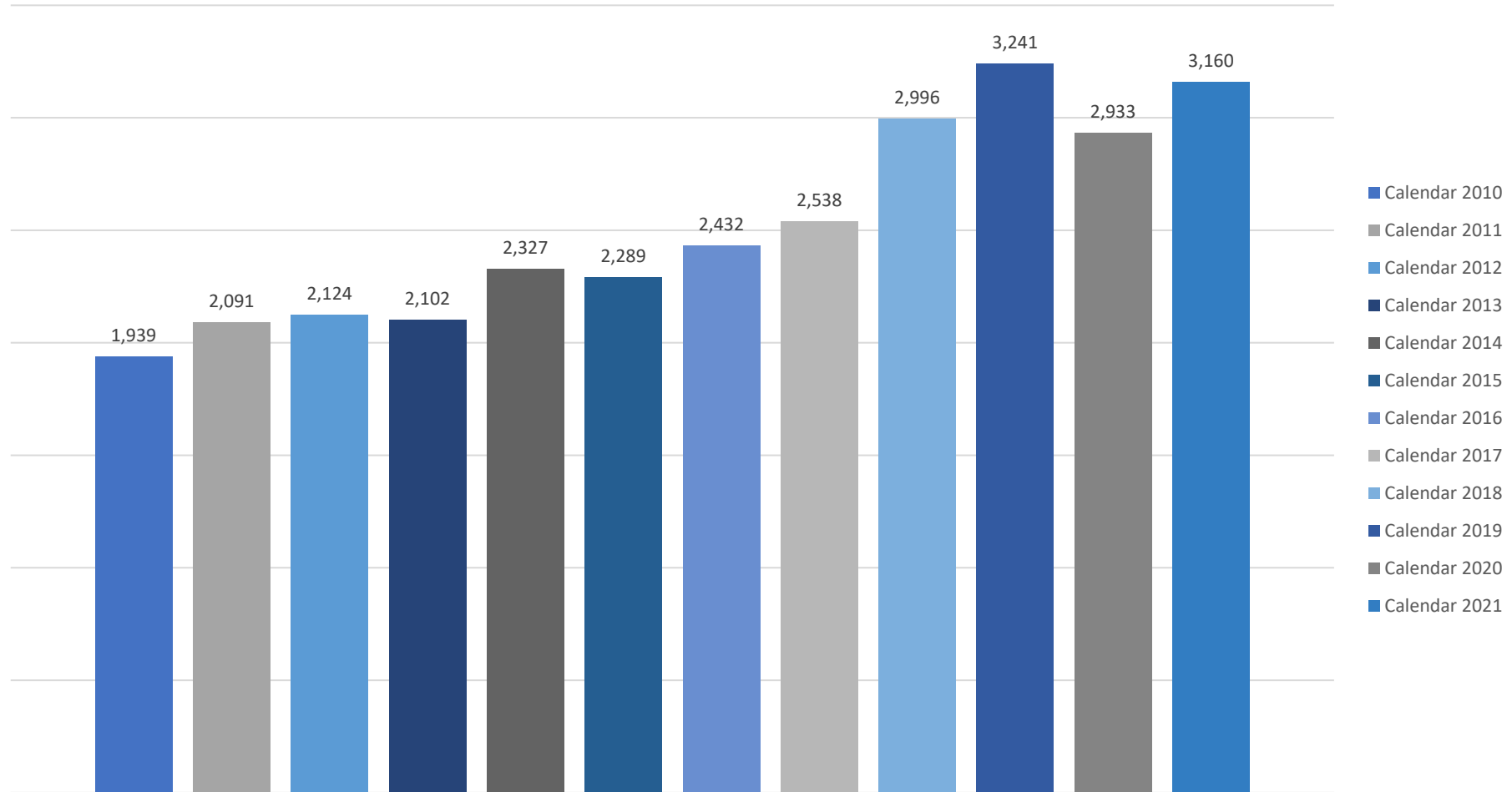


2021 Incident Heat Map





Incidents (2010-2021)

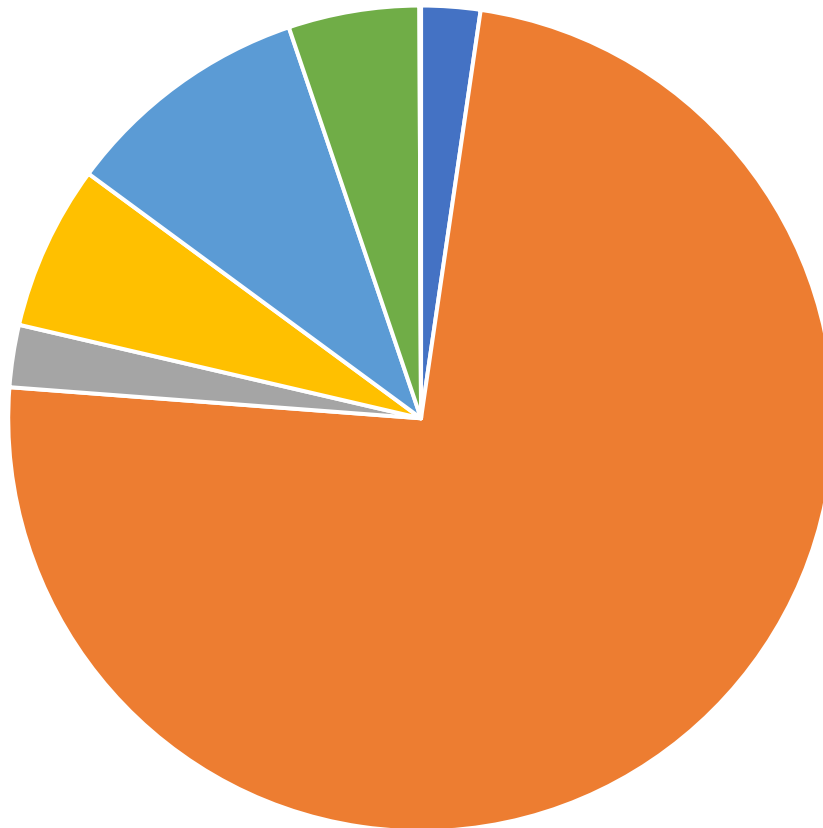




2021 Calls in Review

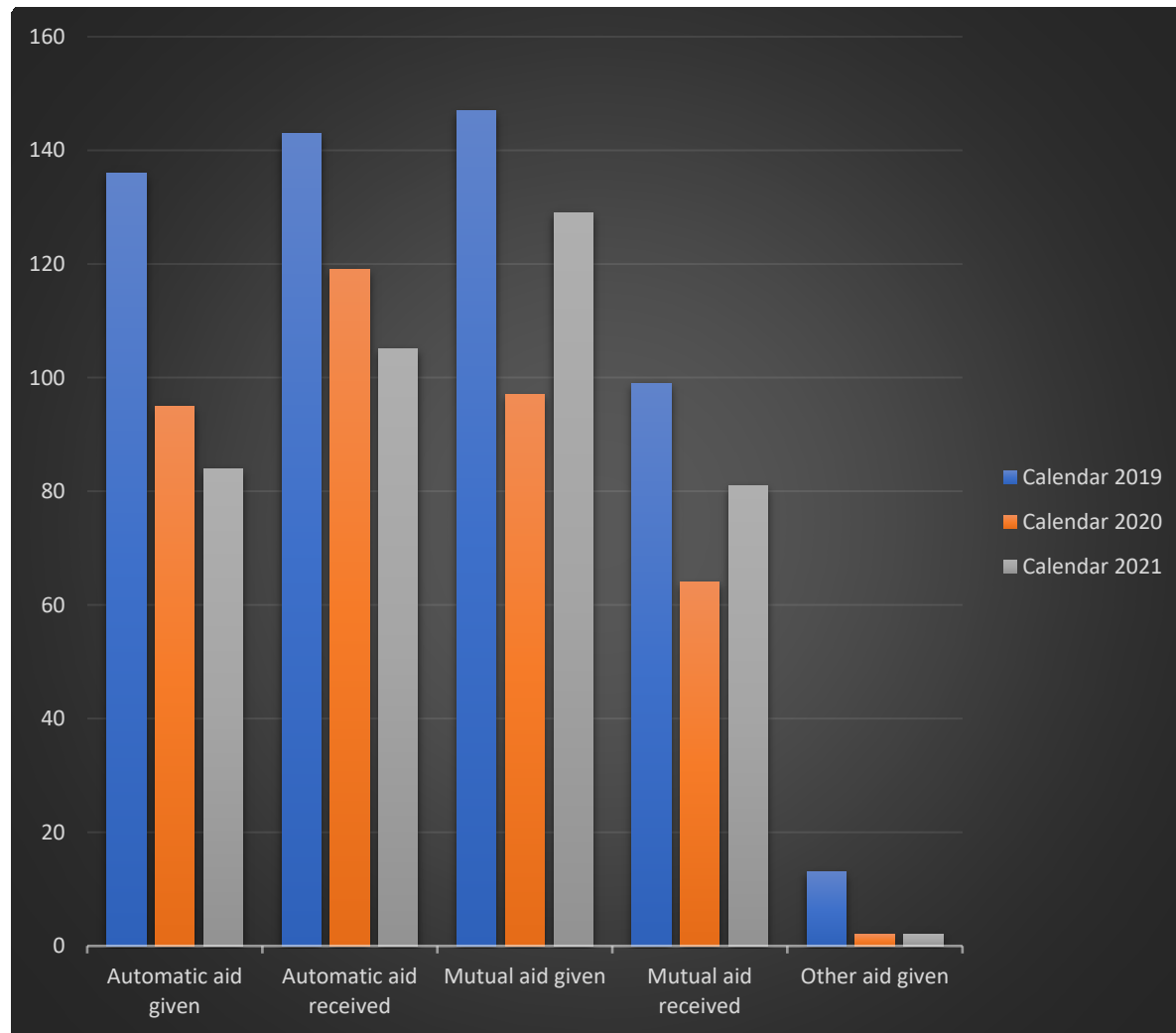
| | |
|---|-------------|
| 100 Fire | 73 |
| 200 Overpressure Rupture, Explosion, Overheat (No Fire) | 0 |
| 300 Rescue and Emergency Medical Service (EMS) Incidents | 2335 |
| 400 Hazardous Condition | 77 |
| 500 Service Call | 204 |
| 600 Good Intent Call | 307 |
| 700 False Alarm and False Call | 162 |
| 800 Severe Weather and Natural Disaster | 1 |
| 900 Special Incident Type | 1 |
| | |

2021 Call Types



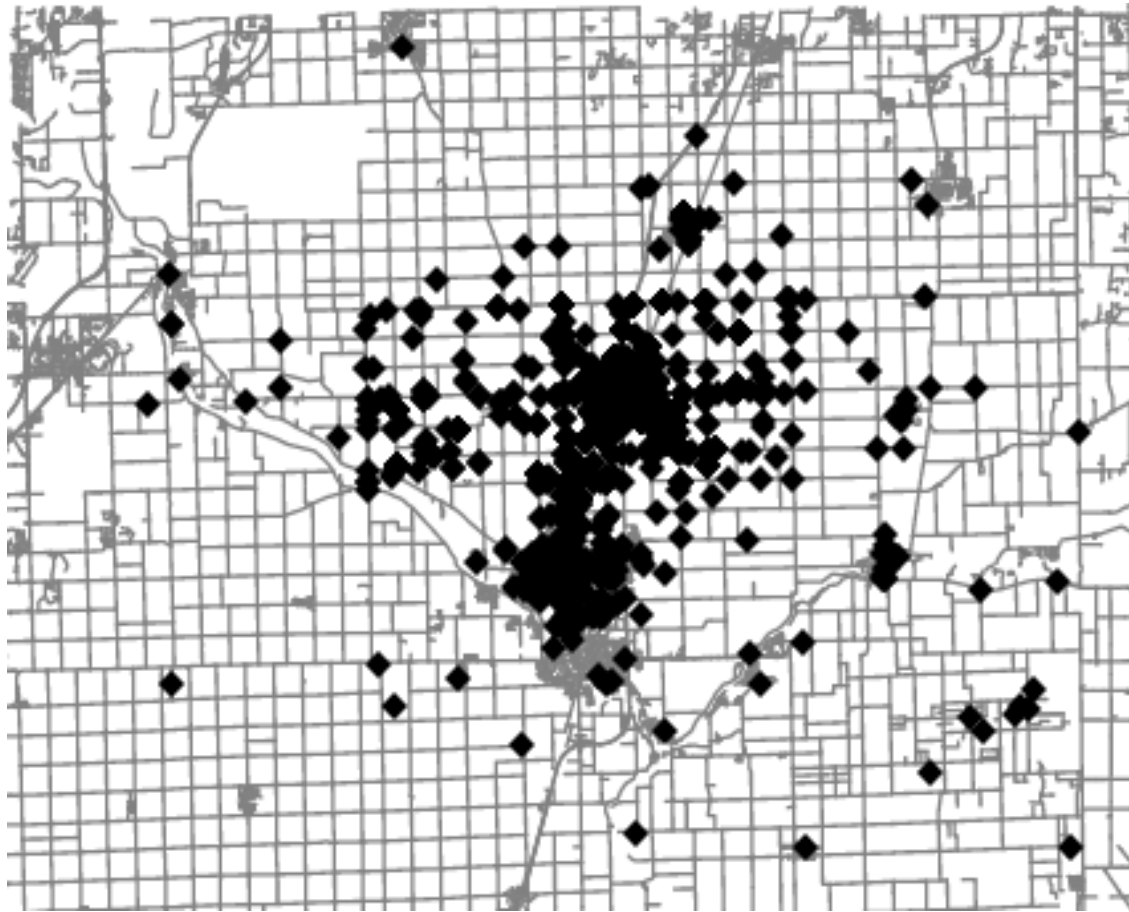
- KB242 100s
- KB242 300s
- KB242 400s
- KB242 500s
- KB242 600s
- KB242 700s
- KB242 800s
- KB242 900s





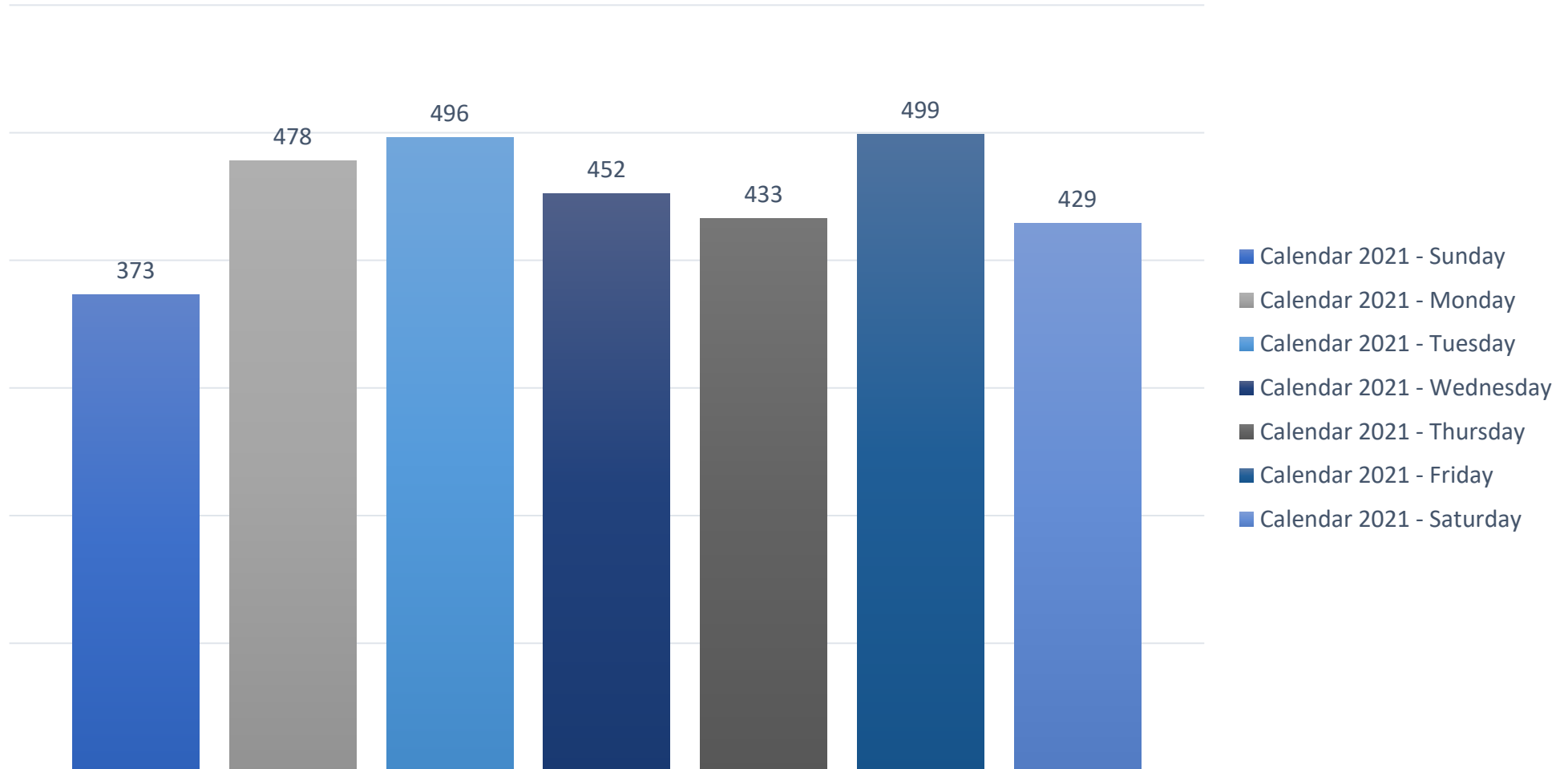
Aid Given & Received Comparison 2019-2021

2021 Incidents – Our Overall Responses



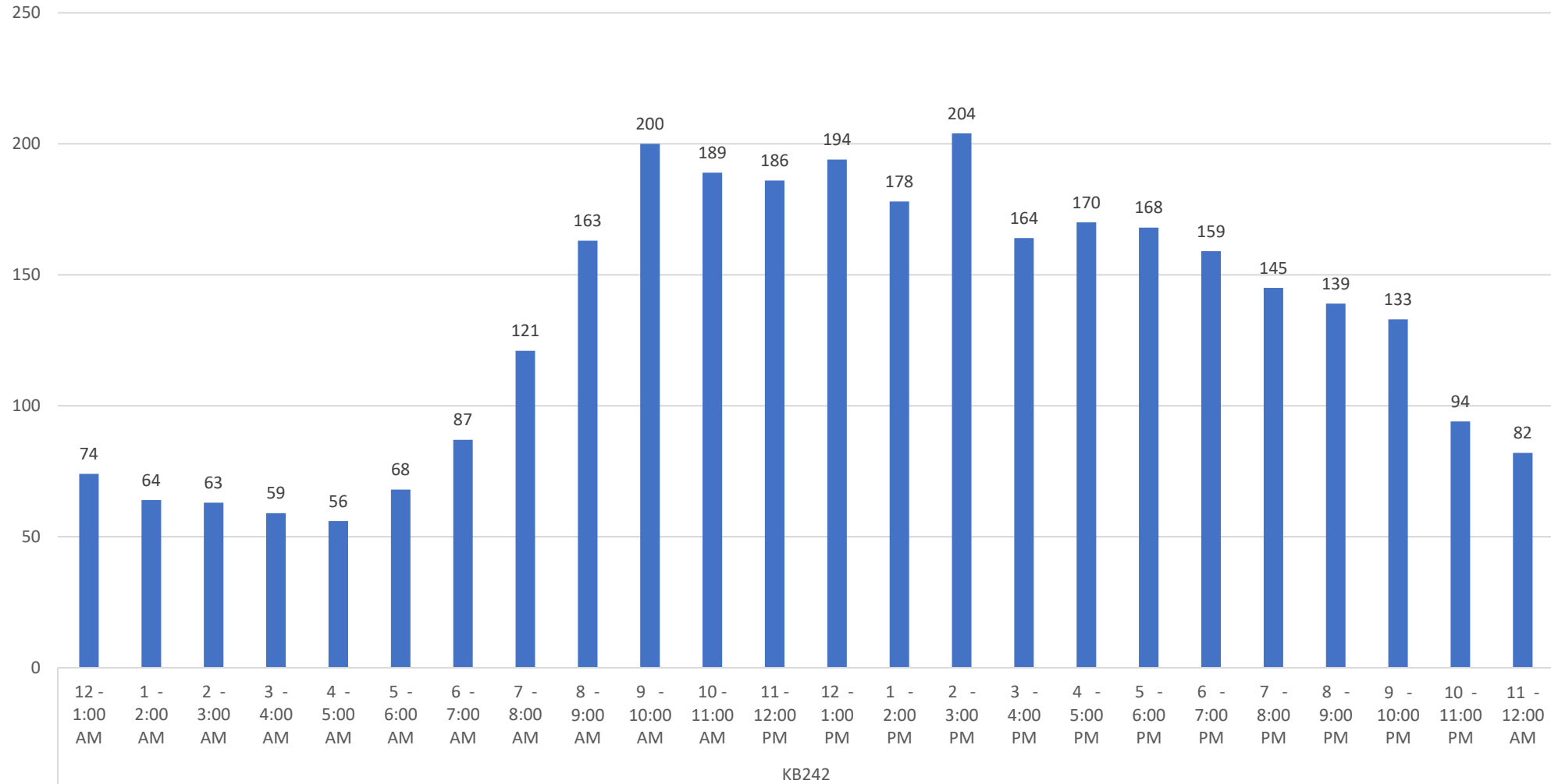


Day of the Week - 2021



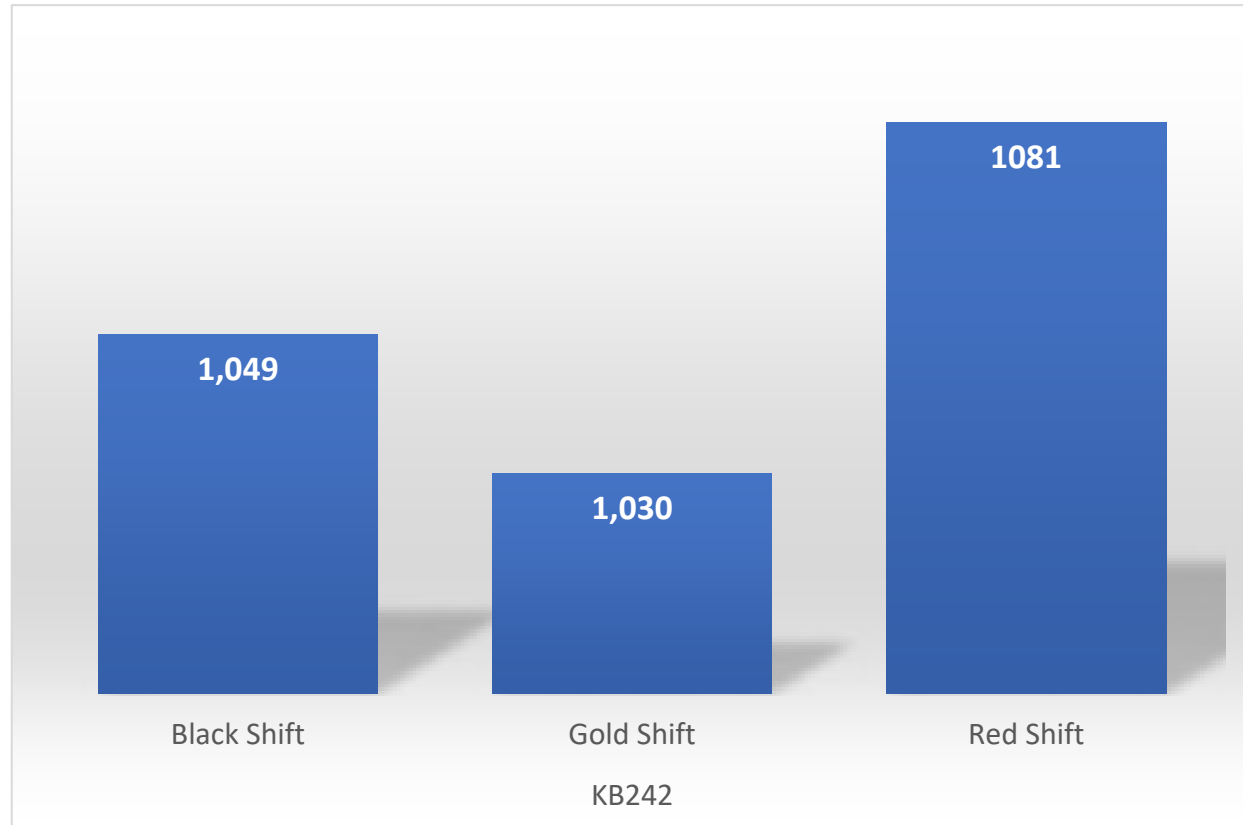


Hour of the Day Comparison - 2021





2021 Shift Responses



Training

The training expectations for personnel of Manteno Community Fire Protection District includes various certification courses, seminars and conference attendance, and in house assigned daily trainings. These trainings are categorized for compliance with the fire training standards which are regulated by several organizations including the Office of State Fire Marshal, the National Fire Protection Association, the Insurance Services Organization and the Occupational Safety and Health Administration. Furthermore, Riverside Medical Center (our resource hospital) is tasked with providing monthly continuing education for all our EMS providers and assures our compliance with Illinois Department of Public Health Emergency Medical Services standards.

During 2021, Manteno Community Fire Protection District personnel dedicated 6,432.25 staff hours to fire related training activities and an additional 1,724.50 staff hours to EMS related training.

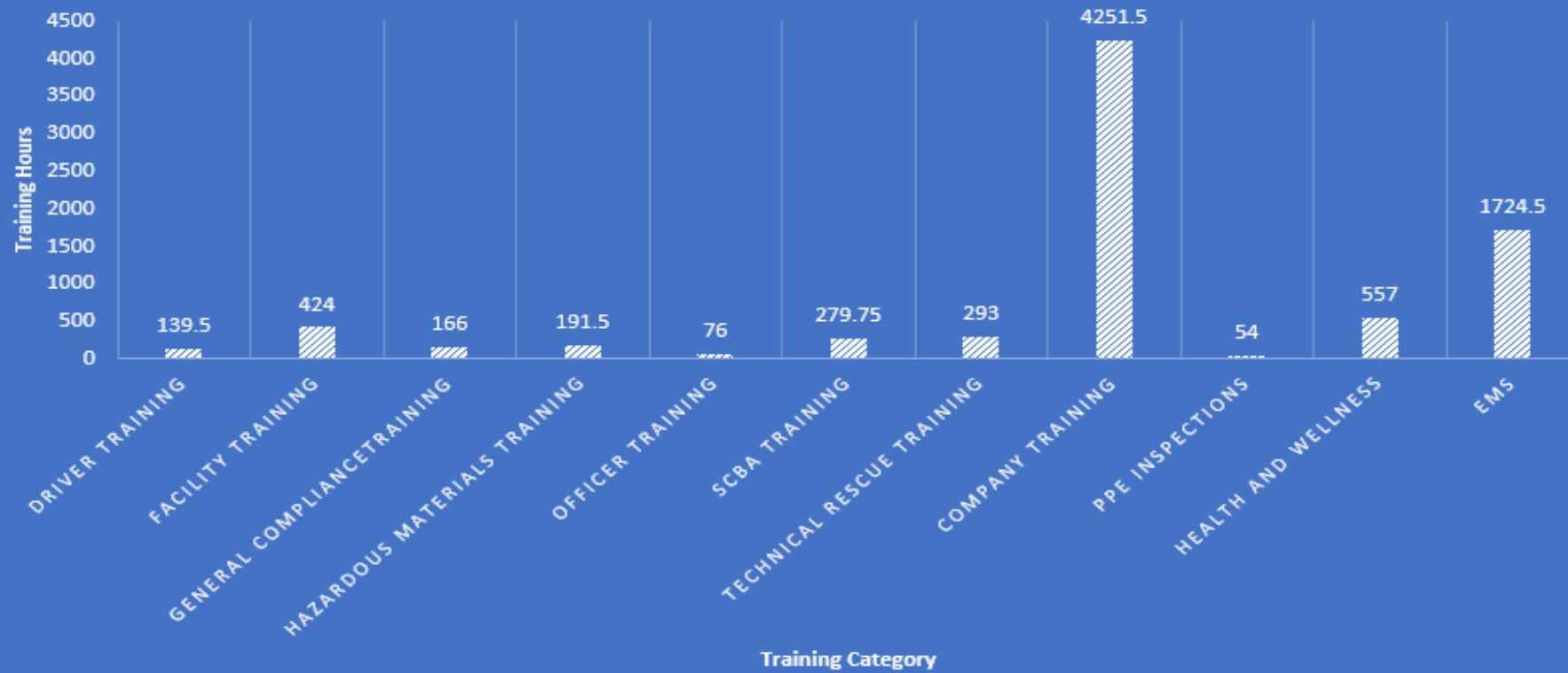




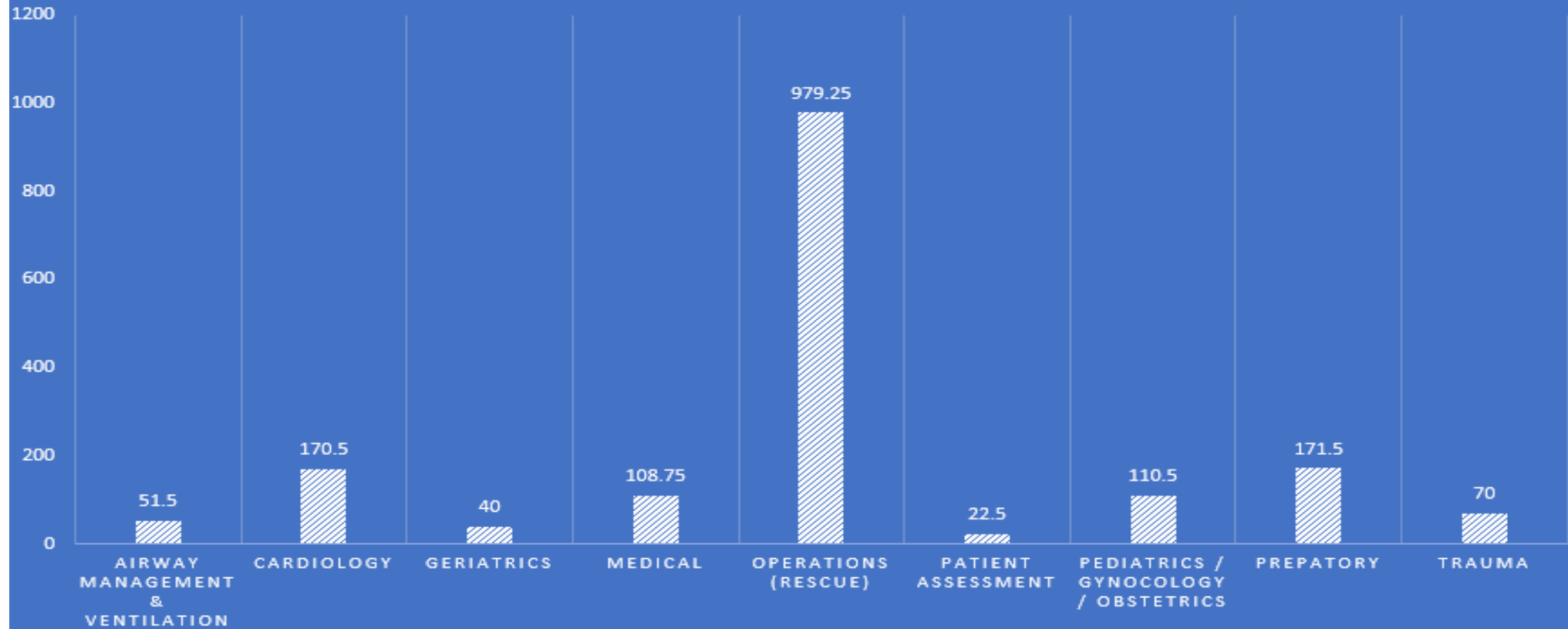
2021 Certification Courses Attended

- Watercraft Technician
- Blue Card Incident Command
- Trench Operations & Technician
- Incident Safety Officer
- Instructor I (3)
- Instructor II (3)
- Fire Inspector II
- Fire Investigator (2)
- Advanced Technician Firefighter
- Fire Service Vehicle Operations (2)
- Incident Safety Officer (2)
- Health & Safety Officer
- Rope Technician
- Fire Apparatus Engineer (2)
- Advanced Technician Firefighter (7)
- Vehicle Machinery Operations (3)
- Confined Space Rescue

2021 FIRE / RESCUE / EMS TRAINING HOURS



2021 EMS TRAINING HOURS BY CATEGORY





EMS Statistics Summary



Overdoses responded:

| | | | |
|-------------|---|-----------|------------------|
| 2021 | 36 | | |
| | Narcan administered by personnel | 34 | Deaths 2* |
| 2020 | 27 | | |
| | Narcan administered by personnel | 22 | Deaths 4* |

Kankakee County Overdose Deaths in 2021 – 43

* Narcan not administer due to DOA

ROSC (revived from full arrest):*

| | | | |
|-------------|---------------------|-----------|-------------------------|
| 2021 | Full Arrests | 10 | ROSC Achieved: 2 |
| 2020 | Full Arrests | 15 | ROSC Achieved: 3 |
| 2019 | Full Arrests | 15 | ROSC Achieved: 7 |



EMS Statistics Summary



Stroke:

| | |
|-------------|--|
| 2021 | 23 Average Time from patient contact time to hospital: 33 min* Patients that went directly to CT : 5 |
| 2020 | 17 Average Time from patient contact time to hospital: 34 min* Patients that went directly to CT : 6 |
| 2019 | 21 Average Time from patient contact time to hospital: 33 min* Patients that went directly to CT : 11 |

* Target time is less than 60 minutes



EMS Statistics Summary



COVID-19:

| | |
|-------------|--|
| 2021 | PUI's transported: 88 Positives confirmed: 75 Deaths: 19* |
| 2020 | PUI's transported: 163 Positives confirmed: 60 |

*** Kankakee County Coroner Website**

Community Risk Reduction Program Summary- 2021

| | |
|-------------------------------|-----|
| Residential Alarm Inspections | 262 |
| Safety/Commercial Inspections | 38 |
| Total Inspections | 300 |
| | |
| AED's Managed in the District | 25 |
| Smoke Alarms provided | 177 |
| CO Alarms provided | 163 |
| Batteries provided | 78 |
| Weather Radios provided | 3 |
| Address Signs provided | 21 |
| | |
| Car Seat Installations | 12 |
| Education – Schools | 768 |
| CPR Class Participants | 140 |
| Education – Other | 17 |









In Memory of Assistant Chief Gerald "Jerry" Dole (1954 -2021)